

**002812**

**2018-021**



**2017**

**2018 03**

**Paul Xiaoming Lee**

**10**

**11.00**

**136450000**

**0**

**10**

**10**

.....	<b>7</b>
.....	<b>11</b>
.....	<b>14</b>
.....	<b>28</b>
.....	<b>50</b>
.....	<b>57</b>
.....	<b>57</b>
.....	<b>58</b>
.....	<b>66</b>
.....	<b>71</b>
.....	<b>72</b>
.....	<b>182</b>



		<a href="http://www.cninfo.com.cn">http://www.cninfo.com.cn</a>
		2017 1 1 2017 12 31
		2016 1 1 2016 12 31
		" "
BOPP		
		BOPP "BOPP "
		BOPP "BOPP "
		250 / 10 / 20 /
		2017

|

|

	91530000727317703K

	16 7 12

	A 38-45		2016 9 12 2018 12 31

	2017	2016		2015
	1,220,269,977.91	1,146,169,798.78	6.47%	1,131,489,047.38
	155,923,462.57	165,391,941.19	-5.72%	150,052,494.67
	141,109,283.04	152,221,272.96	-7.30%	136,351,302.00
	171,900,348.08	111,033,103.03	54.82%	186,842,230.99
/	1.15	1.52	-24.34%	1.490
/	1.16	1.52	-23.68%	1.490
	9.74%	9.20%	0.54%	19.42%
	2017	2016		2015
	2,037,988,128.92	1,889,934,330.46	7.83%	1,258,525,810.34

	1,655,027,243.30	1,572,539,827.05	5.25%	739,380,885.86
--	------------------	------------------	-------	----------------

1

2

	241,307,127.58	305,715,698.49	296,695,655.72	376,551,496.12
	22,483,520.28	42,956,962.93	36,699,844.30	53,783,135.06
	19,639,526.97	38,760,579.73	32,645,833.13	50,063,343.21
	-36,209,328.10	70,686,022.22	44,755,138.45	92,668,515.51

	2017	2016	2015	
	-28,788.39	507,384.66	95,039.67	
	9,309,419.15	15,290,100.53	14,766,099.96	
	7,786,601.33	55,014.20	87,849.21	
	361,214.42	-357,595.58	1,170,061.37	
	2,614,266.98	2,324,235.58	2,417,857.54	

---

	14,814,179.53	13,170,668.23	13,701,192.67	--
--	---------------	---------------	---------------	----

1

1

1

1

1

2  
BOPP

BOPP

2

3

A

B

A

BOPP

2017

16,901.53

20%

**1**



2

1

2

2009

2015

2006

1996

3

2017 11

2012

2012

BOPP

2017 12 31

84  
CNAS

77

6

1

ISO/IEO 17025 2005

CNAS-CL01

4

2017		54.34%	74.59%
2017	18.22%		17.18%

1	2017		1,220,269,977.91	6.47%		
155,923,462.57			2,132.03	5.72%		
2017			177,243,713.95	7.17%	2017 12 31	
2,037,988,128.92		7.83%			1,655,027,243.30	5.25%
2	2017				2017	
2017					2017	
2017	4737.8	0.8%	11145.1	3.24%		
1	BOPP					
274,540,519.69		22.59%				
			159,368,625.10	18.15%		
	144,254,932.70	13.94%				
2						
222,367,058.55		25.79%				
						30
3	BOPP					
BOPP			316,906,584.27	1.71%		
4					2018 2 13	
	2018 3 6					
5						
6			257.00			
	84					
7					9	
19	2017 12 31		84		77	6
1			CNAS			ISO/IEO
17025	2005		CNAS-CL01			
	2017 11					
8						

OA

ERP

1

2

1

	2017		2016		
	1,220,269,977.91	100%	1,146,169,798.78	100%	6.47%
	1,202,398,069.07	98.54%	1,127,399,122.03	98.36%	6.65%
	17,871,908.84	1.46%	18,770,676.75	1.64%	-4.79%
BOPP	274,540,519.69	22.50%	223,954,237.75	19.54%	22.59%
BOPP	316,906,584.27	25.97%	311,569,582.07	27.18%	1.71%
	159,368,625.10	13.06%	194,705,277.29	16.99%	-18.15%
	222,367,058.55	18.22%	176,774,900.91	15.42%	25.79%
	144,254,932.70	11.82%	167,623,488.98	14.62%	-13.94%
	84,960,348.76	6.96%	52,771,635.03	4.60%	61.00%
	17,871,908.84	1.46%	18,770,676.75	1.64%	-4.79%
	619,686,147.82	50.78%	723,678,490.62	63.14%	-14.37%
	166,404,045.31	13.64%	97,546,450.18	8.51%	70.59%
	65,203,221.14	5.34%	21,582,833.64	1.88%	202.11%
	330,265,298.72	27.06%	267,826,773.55	23.37%	23.31%
	21,086,146.94	1.73%	17,885,395.68	1.56%	17.90%
	9,310,501.14	0.76%	8,052,041.91	0.70%	15.63%
	8,314,616.84	0.68%	9,597,813.20	0.84%	-13.37%

2

10%



			29.69	36.87	-19.48%
			1.41	2.77	-49.24%
			16,901.53	13,667.63	23.66%
			16,830.31	13,971.67	20.46%
			1,987.63	2,527.19	-21.35%
			36,337.88	39,446.44	-7.88%
			36,230.1	38,628.73	-6.21%
			419.01	575.58	-27.20%
			12,492.29	15,322.07	-18.47%
			12,886.65	15,819.75	-18.54%
			1,593.28	1,011.27	57.55%

30%

12

12

4

5

		2017		2016		
BOPP		163,227,383.28	86.54%	118,403,349.35	84.43%	37.86%
		10,712,782.87	5.68%	8,901,889.54	6.35%	20.34%
		6,208,836.75	3.29%	5,586,753.03	3.98%	11.13%
		8,469,021.64	4.49%	7,345,557.39	5.24%	15.29%
		188,618,024.54	100.00%	140,237,549.31	100.00%	34.50%
BOPP		256,011,324.61	87.66%	248,619,587.90	86.28%	2.97%
		12,298,109.37	4.21%	12,800,588.05	4.44%	-3.93%
		9,367,965.97	3.21%	10,487,371.03	3.64%	-10.67%
		14,373,254.93	4.92%	16,239,164.33	5.64%	-11.49%
		292,050,654.88	100.00%	288,146,711.31	100.00%	1.35%
		70,018,230.68	78.17%	74,146,040.03	78.00%	-5.57%

10,380,792.85	11.59%	9,838,761.54
---------------	--------	--------------

1	1	202,898,320.79	16.63%
2	2	52,146,379.81	4.27%
3	3	43,996,765.77	3.61%
4	4	41,180,431.44	3.37%
5	5	36,793,792.14	3.02%
	--	377,015,689.95	30.90%

	494,186,164.65
	58.95%
	3.67%

5

1	1	247,647,976.70	29.54%
2	2	101,595,774.36	12.12%
3	3	85,732,657.60	10.23%
4	4	30,745,801.28	3.67%
5	5	28,463,954.71	3.40%
	--	494,186,164.65	58.95%

3

	2017	2016		
	30,368,609.57	34,401,546.55	-11.72%	
	124,921,945.84	101,222,458.70	23.41%	
	-4,232,141.21	4,311,759.79	-198.15%	

4

1				
2				
3				
4	12 $\mu$ PET		12 $\mu$ PET	
5				
6				
7				
8				1. 2. 3. 4.
9	750ml		750ml	

---

	2017	2016	
	184	152	21.05%
	13.76%	10.99%	2.77%
	44,393,528.75	41,418,441.74	7.18%

2016  
2016  
2017      2016      2017

**1**

	2017		2016			
	437,270,947.23	21.46%	639,572,490.86	33.84%	-12.38%	
	428,083,935.06	21.01%	383,036,254.32	20.27%	0.74%	
	188,442,684.41	9.25%	187,532,015.29	9.92%	-0.67%	
	11,070,456.14	0.54%	7,230,485.40	0.38%	0.16%	
	3,261,936.03	0.16%	3,167,280.78	0.17%	-0.01%	
	499,160,142.40	24.49%	497,586,982.56	26.33%	-1.84%	
	6,488,391.31	0.32%	7,801,052.14	0.41%	-0.09%	

**2****3**

	45,167,053.43	
	143,272,903.67	
	25,809,972.22	
	214,249,929.32	



23,665.91										[2016]004562
2,606.78			2017	12	31					169,917,830.05

2

	( )		(1)		(2)	(3) (2)/(1)				
1	30	28,414.70		1,880.94	22,512.34	79.23%	2018 12 31	2,178.75		
2	1.3	10,684.57		705.24	3,418.19	31.99%	2018 06 30	552.44		
3		4,993.17		20.60	1,471.56	29.47%	2020 01 31			
4		20,000.00			20,000.00	100.00%	2016 10 31			
5		10,684.26			10,684.26	100.00%	2016 10 31			
	--	74,776.70		2,606.78	58,086.35	--	--	2,731.19	--	--
	--	74,776.7	0	2,606.78	58,086.35	--	--	2,731.19	--	--



		Bopp	140,980,000.	389,974,279.	267,085,943.	382,787,190.	56,554,904.7	50,164,145.6
			00	87	26	95	9	8
			138,210,800.	453,991,329.	338,809,130.	262,807,533.	67,332,615.3	59,669,667.2
			00	11	05	18	0	4
		Bopp	172,581,213.	263,009,626.	189,743,617.	268,964,442.	10,705,925.2	10,015,196.3
			03	99	77	04	1	0

1 1996 3 6 BOPP

140,980,000 14

2 2006 1 23

138,210,800 11

3 2007 6 4

172,581,213.03

1 2017 2017 2017

4737.8 0.8% 11145.1 3.24%

2018

3500 600 4730 4750

11306

2

10%

GDP

1

2

PET

3

**1**

2017 06 14			2017 6 14 2017 6 14
2017 06 21			2017 6 21
2017 08 25			2017 8 25
2017 12 19			2017 12 19

1

2

3

4

1  
80%  
2  
40%  
3  
20%

4

1  
2  
3

30% 3

5




3						
2015		2015 12 31	10,040		10	7.97
	8000.00					
2016		2016 12 31	13,388		10	7.50
	10,041					
2017		2017 12 31	13,645	,	10	
11.00	15,009.50		10	10		
272,900,000						

2017	150,095,000.00	155,923,462.57	96.26%	0.00	0.00%
2016	100,410,000.00	165,391,941.19	60.71%	0.00	0.00%
2015	80,000,000.00	150,052,494.67	53.31%	0.00	0.00%

10	0
10	11.00
10	10
	136,450,000
	150,095,000.00
	179,202,986.70
	100%
20	

2017			2017	12	31	136,450,000
10		11.00				150,095,000.00
10	10		272,900,000			







			10					
					4		1	
					2			
				10				
					3			
							1	
				2		,		
					1			
	5%		3		2		2016 09	
					3		14	
		3				25%		

			<p>30% 4</p> <p>5 3</p> <p>6 1</p> <p>2</p> <p>5% 3</p> <p>1</p> <p>2</p>			
			<p>1</p> <p>1</p> <p>2</p> <p>3</p> <p>2</p> <p>3</p> <p>4</p>	2	2016 09 14	

				5			
				1			
				2			
						1	
			2				
				3			
				1			
						2	
						6	
						3	
						4	
			4				
						1	
						2	
			1				
			2				



			1 2 3 4 5 6 7		
				2017 03 30	
		1	2 3 4 6 6	2017 03 30 25%	
			20%	2017 04 20	2017 4 20 2019 4 20

2

1	2017 6 12		16	
2			42	
3	2017			2017 30
		2016	649,609.50	142,224.84
	507,384.66			

2017 5 10		16		
	2017 6 12			
2017 1 1		2017 1		-649,609.50
1				

2017 30

-142,224.84

---

	50
	6

0 。

1 2017

1

		0	0	160,000	160,000
--	--	---	---	---------	---------

1

					--	3,074.57	66.97%	4,000			16.42 /kg	2017 04 06	2017
					--	1,288.12	72.08%	2,000			10.56 /kg	2017 04 06	
					--	2.23	2.26%	2.4			--	2017 04 06	
					--	0.31	0.31%	0.33			--	2017 04 06	
					--	0.23	0.23%	0.24			--	2017 04 06	
					--	4,365.46	--	6,002.97	--	--	--	--	2017-0 36

2

3

4

5

2017 5 2 < 2017 5 25 > 2017 6 12 2017 2017 7 13  
< > > 2017 8 22 2017 8 28 Y È,'• 7yfl @ 2017 8 30 2017 9 6  
13 2017 52 2017 52 2017 10 13 2017 9  
2018 2

	2017 07 14	
	2017 08 22	
171151	2017 08 22	
	2017 08 22	
171151	2017 08 28	
	2017 08 28	
	2017 08 31	
	2017 09 07	
52	2017 09 13	
	2017 09 13	
	2017 10 14	
Tan Kim Chwee Alex Cheng	2018 02 14	

1

1

2

3


2

3

1

		91,820	30,000	0
		91,820	30,000	0

	2017-002	
2017-061	2017-084	
	2017-003	
2017-016	2017-049	
	2017-004	
2017-042		2017-006
	2017-117	
2017-035		2017-117
	2017-051	
2017-092		2017-053
	2017-105	
2017-087		2017-089
	2017-090	2017-094
		2017-093
	2017-114	





4

1

1

2

2

1

2

20

6 2017

17

3

		/
1.		20

4

3

1



1

	100,400,000	74.99%	2,570,000			-29,393,650	-26,823,650	73,576,350	53.92%
3	72,843,000	54.41%	2,570,000			-29,393,650	-26,823,650	46,019,350	33.73%
	58,375,000	43.60%				-16,448,000	-16,448,000	41,927,000	30.73%
	14,468,000	10.81%	2,570,000			-12,945,650	-10,375,650	4,092,350	3.00%
4	27,557,000	20.58%						27,557,000	20.20%
	27,557,000	20.58%						27,557,000	20.20%
	33,480,000	25.01%				29,393,650	29,393,650	62,873,650	46.08%
1	33,480,000	25.01%				29,393,650	29,393,650	62,873,650	46.08%
	133,880,000	100.00%	2,570,000			0	2,570,000	136,450,000	100.00%

1 2017  
2017 6 1 2017 2,570,000 2017  
2017 6 8 2017  
6 9 133,880,000 136,450,000  
2  
2017 9 15 29,393,650  
2017  
1 2017 3 30 < 2017 >  
2017  
2017 3 30 < 2017 >  
2017

2 2017 4 20 2016 < 2017 >

2017

3 2017 6 1

2017

92

84 2017 3,065,000 2,570,000

2017 6 1

2017

2017

2017

2016 9 14 2017 9 14

1 2017

2017

2017 6 8

2017

2,570,000

2017

2017 6 9

133,880,000

136,450,000

2017

2,570,000

2

9

29,393,650

2017 9 14

2017

0.014 /

2

	12,048,000	12,048,000	0	0		2017 9 15
	4,000,000	4,000,000	0	0		2017 9 15
	4,000,000	4,000,000	0	0		2017 9 15
	3,400,000	3,400,000	0	0		2017 9 15

	2,000,000	2,000,000	0	0		2017 9 15
	1,802,000	1,802,000	0	0		2017 9 15
	1,000,000	1,000,000	0	0		2017 9 15
	1,000,000	1,000,000	0	0		2017 9 15
	143,650	143,650	0	0		2017 9 15
	0	0	160,000	160,000	2017	
	0	0	160,000	160,000	2017	
82	0	0	2,250,000	2,250,000	2017	
	29,393,650	29,393,650	2,570,000			

2

2017 6 1  
 2017 6 8 2017  
 6 9 133,880,000 136,450,000 2,570,000 2017  
 2017-079 2017 6 8

3

1

	7,574		7,002		0		0	
				8			8	
		5%		10				
		27.06%	36,929,000	0	36,929,000	0		20,500,000
Paul Xiaoming Lee		14.33%	19,558,500	0	19,558,500	0		810,000
		8.83%	12,048,000	0	0	12,048,000		

		1.33%	1,813,600	11,600	0	1,813,600		
UBS AG		1.16%	1,587,285	1,587,285	0	1,587,285		
		1.09%	1,485,954	1,485,954	0	1,485,954		
10 3								
	100%							
	19.9676%							
	Paul Xiaoming Lee      Yan Ma    Yanyang Hui    Sherry Lee							
10								
						12,048,000		12,048,000
						4,803,561		4,803,561
						2,948,500		2,948,500
						1,813,600		1,813,600
UBS AG						1,587,285		1,587,285
						1,485,954		1,485,954
						1,371,310		1,371,310
						1,181,600		1,181,600
						957,526		957,526
CITIGROUP GLOBAL MARKETS LIMITED						936,000		936,000
10 10	10		10			10		10
10		4						

10

10

10

10

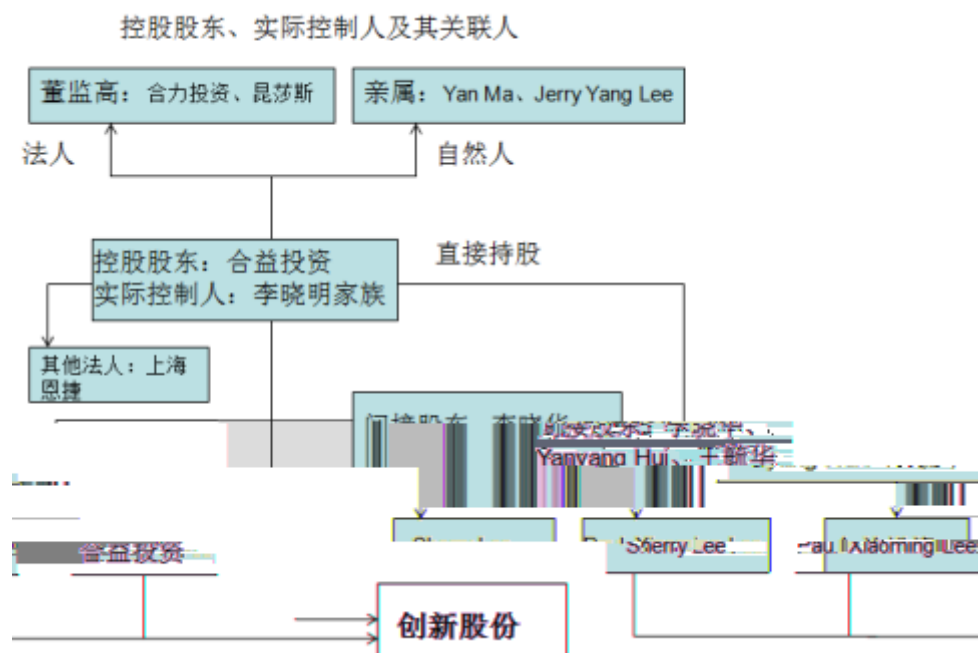
2

Paul Xiaoming Lee		
Yan Ma		
Sherry Lee		
Yanyang Hui		
	Paul Xiaoming Lee	Yan Ma
	Sherry Lee	Yanyang Hui

3

;

Paul Xiaoming Lee		
Yan Ma		
Sherry Lee		
Yanyang Hui		
	Paul Xiaoming Lee	Yan Ma
	Sherry Lee	Yanyang Hui
10		



4                    10%

	/			
		2011 06 27	253,575.00	

5





				2017 48 04 20	2020 04 19	0	0	0	0	0
				2011 41 04 20	2020 04 19	0	0	0	0	0
				2011 59 04 20	2020 04 19	0	0	0	0	0
				2011 40 04 20	2020 04 19	0	0	0	0	0

			2017 04 20	
			2017 04 20	
			2017 04 20	
			2017 04 20	
			2017 04 20	

1	Paul Xiaoming Lee		1958		1982	
	1984	1989	1992 12	University of Massachusetts		1992
1995	Inteplast Corporation		1996 4			
			2006			
2			1962		1993 2	University
of Massachusetts			1993	1996	World-Pak Corporation	1996 4
						2006
3	Yan Ma		1959		1981	1990
2011	4					
4		1964	9		1981	1984
1989	1997				1997	2005
				2005	2009	
						2009
5			1975		1995	2002
2002						
6			1973		2000 9	2011 4
7			2011 5			
			1970 7			
		1994 6	1999 8		1999 9	2002 8
				2004 2	2007 3	
2010 4	EVCapitalPteLtd.			2010 12	2015 12	2007 3
8			1978 7			
	2001	2004			2004	2008
	2009	2011				
					2011	2013
			2013	2015		
9			1948 7		1982	1993

1993 1998 1995 2012  
2012 2017  
2017 9

1 1977 1996  
2008 2006

2 1959 1978 1996  
1996

3 1978 1998 2003  
2004

1 1962 1993 2 1996 4 University of  
Massachusetts World-Pak Corporation 1996 4  
2006

2 1970 MBA 1994 2010  
2010

10  
3 1979 2002 7 2005  
12 2006 1 2011 11  
2011 12 2014 10

Paul Xiaoming Lee			2010 11 03	2018 03 06	
Paul Xiaoming Lee			2010 12 08	2018 03 06	
			2010 11 03	2018 03 06	
			2010 12 08	2018 03 06	
			2010 11 03	2018 03 06	



2017

3

--	--	--	--	--	--	--

				/						
		0	0	0	102.90	0	0	160,000	28.65	160,000
		0	0	0	102.90	0	0	160,000	28.65	160,000
	--	0	0	--	--	0	0	320,000	--	320,000
		2017 6 1				2017				
		160,000								

1

	555
	782
	1,337
	16,324
	0
	958
	42
	184
	30
	123
	1,337
	7
	143
	391
	796
	1,337

2

3

2017	96	86	10	
			2017	410
3351				

4

3            8            6

1

2

3

4

5

**1**

2017		53.06%	2017 01 04	2017 01 04	2017 2017-001
2016		62.08%	2017 04 20	2017 04 20	2016 2017-043
2017		71.30%	2017 06 12	2017 06 12	2017 2017-082

**2****1**

	8	6	2	0	0	
	7	5	2	0	0	
	7	5	2	0	0	

---

	1	1	0	0	0	
	1	1	0	0	0	
		1	2	2	2	1
		1				

2

3



---

	2018 03 07
	2018 3 7 2018 001317



	2018 03 06
	[2018]002631

2017 ( ) 2017 12 31  
2017 2017 12 31

1  
1 / ( ) / 32  
2017 122,027.00

2  
1  
2  
3  
4  
5

3

1

2017 12 31  
21.01%

43,813.73

/( )

1,005.34

/ 3

42,808.39

2

1

2

3

4

5

3

1

2

3

4

5

6

**1**

2017 12 31

	437,270,947.23	639,572,490.86
	38,432,402.42	31,795,303.30
	428,083,935.06	383,036,254.32
	34,417,539.49	32,346,615.57
	129,271.48	282,087.80
		1,164,352.12

	3,343,289.84	3,585,395.22
	188,442,684.41	187,532,015.29
	301,612,851.90	793,229.37
	1,431,732,921.83	1,280,107,743.85
	3,261,936.03	3,167,280.78
	11,070,456.14	7,230,485.40
	499,160,142.40	497,586,982.56
	6,488,391.31	7,801,052.14
	70,034,249.74	71,805,194.95
	3,463,940.19	4,381,491.34

	148,631,890.00	157,343,689.85
	122,322,414.38	115,315,967.96
	3,079,718.40	14,597,412.32
	813,279.29	548,911.62
	26,694,136.46	22,913,023.46
	1,891,305.00	
	73,604,506.03	1,982,545.39
		4,619.23
	377,037,249.56	312,706,169.83

---

	136,450,000.00	133,880,000.00
	1,047,702,892.48	951,559,743.80
	71,739,195.00	

	237,461,724.52	510,455.20
	751,165,190.02	689,481,165.68
	546,199,014.77	546,199,014.77
	268,102,168.66	246,998,390.09
	6,488,391.31	7,776,249.06
	41,783,554.01	42,708,152.21
	1,011,826.47	1,252,072.31
	4,872,188.76	1,208,763.25
	5,449,344.65	12,781,629.71
	873,906,488.63	858,924,271.40
	1,625,071,678.65	1,548,405,437.08
	73,341,890.00	77,626,148.00
	49,208,778.42	53,849,055.08
	2,026,613.72	5,810,080.70
	492,699.97	276,696.38
	8,587,989.79	5,411,679.95

---

	1,891,305.00	
	72,668,049.05	1,449,096.48
	208,217,325.95	144,422,756.59

3

	1,220,269,977.91	1,146,169,798.78
	1,220,269,977.91	1,146,169,798.78
	1,058,368,665.91	970,096,721.45
	892,444,580.18	815,734,373.17
	12,516,465.49	10,767,573.33
	30,368,609.57	34,401,546.55
	124,921,945.84	101,222,458.70
	-4,232,141.21	4,311,759.79
	2,349,206.04	3,659,009.91
	9,189,643.38	1,363,401.00
	1,403,042.05	1,308,386.80
-		
-	-28,788.39	507,384.66
	9,309,419.15	

	180,732,800.56	192,876,367.94
	24,809,337.99	27,484,426.75
	155,923,462.57	165,391,941.19
	155,923,462.57	165,391,941.19
	155,923,462.57	165,391,941.19
1.		
2.		
1.		
2.		
3.		
4.		
5.		
6.		
	155,923,462.57	165,391,941.19
	155,923,462.57	165,391,941.19

	1.15	1.52
	1.16	1.52

PAUL XIAOMING LEE

4

	390,493,996.41	373,885,987.18
	274,960,759.84	253,673,736.69
	4,658,374.26	3,118,907.62
	13,928,085.61	15,885,651.07
	68,572,845.99	44,915,873.90
	-2,375,835.57	3,684,348.61
	816,509.07	3,018,070.82
	55,222,215.61	40,004,310.18
-	-26,159.16	595,956.64
	4,924,094.23	
	90,053,407.89	90,189,665.29
	121,522.47	11,648,091.49
	218,389.15	369,604.39
	89,956,541.21	101,468,152.39
	5,224,125.12	8,793,459.11
	84,732,416.09	92,674,693.28
	84,732,416.09	92,674,693.28

1.		
2.		
1.		
2.		
3.		
4.		
5.		
6.		
	84,732,416.09	92,674,693.28

5

	1,146,651,745.23	956,647,665.37



	561,823,156.41	176,973,834.69
	-343,073,477.59	-74,576,299.53
	73,630,500.00	783,766,800.00
		413,680,801.00
	73,630,500.00	1,197,447,601.00
		628,828,243.00
	98,518,695.00	83,020,722.28
		31,737,587.25
	98,518,695.00	743,586,552.53
	-24,888,195.00	453,861,048.47

	398,593,994.22	362,503,145.70
	217,088,420.88	260,100,924.39
	47,557,261.17	48,045,756.37
	32,204,147.63	28,064,317.92
	25,746,105.52	28,784,180.56
	322,595,935.20	364,995,179.24
	75,998,059.02	-2,492,033.54
		9,000,000.00
	5,222,215.61	50,004,310.18
	71,344.29	1,738,334.20
	76,358,265.15	
	81,651,825.05	60,742,644.38
	38,995,399.37	59,787,677.59
	236,000,000.00	115,845,700.00
	72,374,316.34	
	347,369,715.71	175,633,377.59
	-265,717,890.66	-114,890,733.21
	73,630,500.00	783,766,800.00
		156,680,801.00
	130,000.00	354,756,249.10
	73,760,500.00	1,295,203,850.10
		236,828,243.00
	98,518,695.00	89,622,111.86
	2,650,134.61	477,056,100.42
	101,168,829.61	803,506,455.28

---

	-27,408,329.61	491,697,394.82
	-217,128,161.25	374,314,628.07
	377,978,575.66	3,663,947.59
	160,850,414.41	377,978,575.66



2													
					25,082,648.68								25,082,648.68
4						71,739,195.00							-71,739,195.00



1	33,480,000.00				714,287,000.00								747,767,000.00
2													
3													
4													
								9,982,190.17		-89,982,190.17			-80,000,000.00
1								9,982,190.17		-9,982,190.17			
2													
3										-80,000,000.00			-80,000,000.00
4													
1													
2													
3													
4													

	133,880,000.00				951,559,743.80				89,124,506.90		397,975,576.35		1,572,539,827.05

;

	133,880,000.00				1,004,910,205.71				61,371,995.91	203,353,812.22			1,403,516,013.84
	133,880,000.00												

1	2,570,000.00				71,060,500.00						73,630,500.00
2											
3					25,082,648.68						25,082,648.68
4						71,739,195.00					-71,739,195.00
									8,473,241.61	-108,883,241.61	-100,410,000.00
1									8,473,241.61	-8,473,241.61	
2										-100,410,000.00	-100,410,000.00
3											
1											
2											
3											
4											
1											
2											

	136,450,000.00				1,101,053,354.39	71,739,195.00			69,845,237.52	179,202,986.70	1,414,812,383.61

	100,400,000.00											

3											
4											
									9,267,469.33	-89,267,469.33	-80,000,000.00
1									9,267,469.33	-9,267,469.33	
2										-80,000,000.00	-80,000,000.00
3											
1											
2											
3											
4											
1											
2											
	133,880,000.00				1,004,910,205.71				61,371,995.91	203,353,812.22	1,403,516,013.84



15

2014

**2**

12

**1**

**2**

1 1 12 31

**3**

1 1 12 31

**4**

**5**

**1.**

- 1
- 2
- 3
- 4

**2.**

3.

4.

6

1.

2.

1 .

2 .  
1

2

- A.
- B.
- C.
- D.

3 .

4 .

**7**

**1.**

- (1)
- (2)
- (3)

**2.**

- (1)
- (2)
- (3)
- (4)
- (5)

8

8

**8**

**9**

**10**

**1.**

**2.**

1

1

2

3

1

2

3

4

2

3

1 ( )

2

3

4

5

3.

1

2

1

2

4.

5.

6.

1

2

3

4

5

6

7

8

1

2

7.

1

2

**11****1**

500

50

**2**


6	0	0
	5.00%	5.00%
1 2	10.00%	10.00%
2 3	20.00%	20.00%
3 4	50.00%	50.00%
4 5	80.00%	80.00%
5	100.00%	100.00%

**3**


**12**

)

( )

( )

**13**

1

2

**14**

1

2

1

2

1.

22

2.

22

3.

22

1.

2.

22

1.

2.

3.

4.

1

22

2

1

2

1

2

3

4

5

**15**

			1/ *100
	20	5-10	4.50-4.75

**16****1**

1

2

2

		20	5-10	4.5-4.75
		10-13	5-10	6.92-9.5
		5	5-10	18.00-19.00
		5	5-10	18.00-19.00
		5	5-10	18.00-19.00
		5	5-10	18.00-19.00

3

1

2

3

4

5

17

18

1

2

3

3

**19**

**20**

**21**

**1**

1

	10	
	50	

2

**2**

1

2

3

4

5

**22**

23

1

1

2

	3	
	10	

24

1

2

3

4

25

1

2

26

1

2

3

4

5

1  
6

2

3

4

27

1

- 1
- 2
- 3
- 4

2)

1

2

(3

28

1

1 BOPP

2 BOPP

3

2

1

2

29

1

2

30 /

( )

1

1

2

2

1

2

3

31

1

1

2

2

1

2

**32**

- 1
- 2
- 3

**33**

**1**

**2**

**34**

**1**

--	--	--

	15%
--	-----

2

15%

15%

15%

2011 58

2016 2

15%

3

1

	53,447.10	38,178.07
	392,050,446.70	588,127,040.24
	45,167,053.43	51,407,272.55
	437,270,947.23	639,572,490.86

2017 12 31

	44,104,481.80	48,185,098.74
	1,062,571.63	358,430.81
		2,863,743.00
	45,167,053.43	51,407,272.55

2

3

4

1

	33,432,402.42	30,695,303.30
	5,000,000.00	1,100,000.00
	38,432,402.42	31,795,303.30

2

--	--

3

	144,065,432.11	
	144,065,432.11	

4

--	--

5

1


	437,159, 338.44	99.78%	9,075,40 3.38	2.08%	428,083,9 35.06	390,848 ,011.13	100.00%	7,811,756 .81	2.00%	383,036,25 4.32
	977,979. 10	0.22%	977,979. 10	100.00%						

--	--

--	--	--	--	--	--

4

		(%)	
	52,443,152.23	11.97	
	46,933,068.83	10.71	140,845.98
	23,191,791.67	5.29	585,711.17
	17,890,991.48	4.08	
	15,288,621.60	3.49	
	155,747,625.81	35.54	726,557.15

5

6

6

1

1	33,333,609.80	96.85%	32,079,849.58	99.18%
1 2	855,089.11	2.48%	151,968.47	0.47%
2 3	136,818.47	0.40%	99,266.52	0.30%
3	92,022.11	0.27%	15,531.00	0.05%
	34,417,539.49	--	32,346,615.57	--

1

--	--	--	--

	724,957.58	1-2	
--	------------	-----	--

2

		(%)		
	10,676,005.81	31.02	1	
	4,695,443.23	13.64	1	
	4,060,376.74	11.80	1	
	3,228,960.00	9.38	1	
DuPontChinaLimited	2,531,503.80	7.36	1	
	25,192,289.58	73.20		

7

1

7	129,271.48	282,087.80
	129,271.48	282,087.80

2

--	--	--	--	--

8

1

( )		
		1,164,352.12
		1,164,352.12

2

1

( )				
-----	--	--	--	--

9

1

	3,717,328.16	94.71%	374,038.32	10.06%	3,343,289.84	3,953,788.48	100.00%	368,393.26	9.32%	3,585,395.22
	207,534.54	5.29%	207,534.54	100.00%						
	3,924,862.70	100.00%	581,572.86	14.82%	3,343,289.84	3,953,788.48	100.00%	368,393.26	9.32%	3,585,395.22

1			
1	2,655,461.56	44,490.00	1.68%
1 2	813,409.20	81,340.92	10.00%
3 4	500.00	250.00	50.00%
5	247,957.40	247,957.40	100.00%
	3,717,328.16	374,038.32	10.06%

**2**

213,179.60

--	--	--

**3**

--	--

--	--	--	--	--	--

**4**

	3,074,960.78	3,287,709.20
	259,077.20	307,786.44
	157,534.54	157,534.54
	116,501.56	112,403.05
	316,788.62	88,355.25
	3,924,862.70	3,953,788.48

**5**

		500,000.00	1 2	12.74%	50,000.00

		277,200.00	6	7.06%	
		170,000.00	6	4.33%	
		100,000.00	6	2.55%	
		100,000.00	6	2.55%	
	--	1,147,200.00	--	29.23%	50,000.00

6

--	--	--	--	--

7

8

10

1

	69,358,687.51	2,529,709.09	66,828,978.42	61,350,488.92	5,599,385.16	55,751,103.76
	30,868,898.47	436,222.88	30,432,675.59	32,695,569.74	439,295.57	32,256,274.17
	68,847,411.07	400,644.32	68,446,766.75	77,716,904.71	506,243.55	77,210,661.16
	7,786,912.51		7,786,912.51	6,849,825.55		6,849,825.55
	14,947,351.14		14,947,351.14	15,464,150.65		15,464,150.65
	191,809,260.70	3,366,576.29	188,442,684.41	194,076,939.57	6,544,924.28	187,532,015.29

2

	5,599,385.16				3,069,676.07	2,529,709.09
	439,295.57				3,072.69	436,222.88
	506,243.55	42,189.81		147,789.04		400,644.32
	6,544,924.28	42,189.81		147,789.04	3,072,748.76	3,366,576.29

3

4

--	--

11

--	--	--	--	--

12

--	--	--

13

	151,127.38	793,229.37
	300,000,000.00	
	1,461,724.52	
	301,612,851.90	793,229.37

14

1

2

--	--	--	--	--	--	--	--	--	--

3

16

1


2

3

17

	3,167,280			1,403,042			1,308,386		3,261,936
	.78			.05			.80		.03
	3,167,280			1,403,042			1,308,386		3,261,936
	.78			.05			.80		.03
	3,167,280			1,403,042			1,308,386		3,261,936
	.78			.05			.80		.03

18

1

1.	7,396,916.04			7,396,916.04
2.	4,474,886.78			4,474,886.78
1	466,202.08			466,202.08
2 \	4,008,684.70			4,008,684.70
3				
3.				
1				
2				
4.	11,871,802.82			11,871,802.82
1.	166,430.64			166,430.64
2.	634,916.04			634,916.04
1	634,916.04			634,916.04
3.				
1				
2				
4.	801,346.68			801,346.68
1.				
2.				
1				

3				
1				
2				
4.				
1.	11,070,456.14			11,070,456.14
2.	7,230,485.40			7,230,485.40

---

1			992,758.45			20,001.12	1,012,759.57
---	--	--	------------	--	--	-----------	--------------



*	2,105,695.50	496,472.26		1,609,223.24	
**	9,135,247.28	3,162,200.40		5,973,046.88	
	11,240,942.78	3,658,672.66		7,582,270.12	

3

--	--	--	--	--

4

	11,070,456.14

5

	73,205,375.76

2017 12 31

143,272,903.67

78

20

1

	1,559,391.31		1,559,391.31	4,990,876.64		4,990,876.64
				2,785,372.42		2,785,372.42
				24,803.08		24,803.08
" "	2,554,000.00		2,554,000.00			

		2,375,000.00				2,375,000.00						
		6,488,391.31				6,488,391.31	7,801,052.14					7,801,052.14

2

-	30	29,210.00	4,990,876.64	4,470,716.97	7,902,202.30	1,559,391.31	59.63%	95.00	6,472,140.60			
"	"	418.00		2,554,000.00		2,554,000.00	61.10%	80.00				
		475.00		2,375,000.00		2,375,000.00	50.00%	90.00				
		726.52	2,785,372.42		2,785,372.42		47.75%	100.00				
		397.00		1,489,623.64	1,489,623.64		37.52%	100.00				
		41.10		402,527.61	402,527.61		97.94%	100.00				
		135.00		1,094,017.09	1,094,017.09		81.04%	100.00				


	56.00		557,666. 98	557,666. 98			99.58%	100.00				
	50.00		427,350. 40	427,350. 40			85.47%	100.00				
	38.00		324,786. 32	324,786. 32			85.47%	100.00				
	35.00		299,145. 30	299,145. 30			85.47%	100.00				
	30.00		256,410. 26	256,410. 26			85.47%	100.00				
	29.70		252,136. 76	252,136. 76			84.89%	100.00				
	670.00	24,803.0 8	3,983,88 1.62	4,008,68 4.70			59.83%	100.00				
	32,311.3 2	7,801.05 2.14	18,487.2 62.95	19,799.9 23.78		6,488,39 1.31	--	--	6,472,14 0.60			--

3

--	--	--

21

--	--	--



1.	13,465,733.07			459,713.07	13,925,446.14
2.	1,726,368.33			44,576.88	1,770,945.21
1	1,726,368.33			44,576.88	1,770,945.21
3.					
1					
4.	15,192,101.40			504,289.95	15,696,391.35
1.					
2.					
1					

--	--	--	--	--

27

1

--	--	--	--	--

2

--	--	--	--	--

28

	3,129,419.03	644,902.83	1,322,208.14		2,452,113.72
	1,146,980.93		228,986.00		917,994.93
	105,091.38		11,259.84		93,831.54
	4,381,491.34	644,902.83	1,562,453.98		3,463,940.19

29

/

1


---

	5,923,636.06	888,545.41	4,688,333.58	703,250.04
	25,082,648.68	3,762,397.30		
	45,007,816.37	6,751,172.45	19,413,407.93	2,912,011.20

**2**


**3**

--	--	--	--

1

1300

2

1,965,811.96

3

4

**31****1**

--	--	--

**2**

--	--	--	--	--

**32**

--	--	--

**33****34**

	8,400,000.00	6,500,000.00
	140,231,890.00	150,843,689.85
	148,631,890.00	157,343,689.85

35

1

	102,670,811.89	89,917,565.85
	4,702,344.16	15,804,491.85
	6,292,481.50	4,900,414.61
	7,912,266.88	3,792,532.55
	744,509.95	900,963.10
	122,322,414.38	115,315,967.96

2

1

	2,638,665.32	
	1,290,191.67	
	1,000,000.00	
	688,271.00	
	621,350.00	
	6,238,477.99	--

36

1

	3,079,718.40	14,585,589.98
		11,822.34
	3,079,718.40	14,597,412.32

2 1

	163,899.50	
	142,570.50	
	306,470.00	--

3

--	--

37

1

	548,911.62	97,558,807.06	97,294,439.39	813,279.29
-		13,866,546.94	13,866,546.94	
	548,911.62	111,425,354.00	111,160,986.33	813,279.29

2

1		79,674,230.04	79,674,230.04	
2	224,852.35	3,535,246.44	3,535,246.44	224,852.35
3		7,070,928.28	7,070,928.28	
		5,732,232.57	5,732,232.57	
		701,468.28	701,468.28	
		637,227.43	637,227.43	
4		5,835,488.00	5,835,488.00	

5	324,059.27	1,442,914.30	1,178,546.63	588,426.94
	548,911.62	97,558,807.06	97,294,439.39	813,279.29

**3**

1		13,414,677.64	13,414,677.64	
2		451,869.30	451,869.30	
		13,866,546.94	13,866,546.94	

**38**

		11,955,257.31	10,701,284.83
		13,074,518.59	10,615,054.46
		123,989.28	185,366.60
		864,710.69	752,785.63
		3,782.64	67,134.86
		671,877.95	591,397.08
		26,694,136.46	22,913,023.46

**39**

--	--	--

--	--	--

**40**



44

		4,619.23
		4,619.23

--	--	--	--	--	--	--	--	--	--	--	--

45

1

--	--	--

46

1

--	--	--

2

3

4

47

1



50

--	--	--	--

51

	4,688,333.58	1,650,000.00	414,697.52	5,923,636.06	
	4,688,333.58	1,650,000.00	414,697.52	5,923,636.06	--

						/
1	4,221,666.93		339,999.96		3,881,666.97	
2		1,000,000.00	18,867.92		981,132.08	
3	466,666.65		50,000.04		416,666.61	
4		650,000.00	5,829.60		644,170.40	
	4,688,333.58	1,650,000.00	414,697.52		5,923,636.06	--

1		2009	2012		
35kv	680	35kv	35kv		
2009 5 31		20		2016	
2	2017 11			10	8
100					
10					
3	2016 5				50
				10	
4	2017 11				50
				10	

52

--	--	--

53

		+					
	133,880,000.00	2,570,000.00				2,570,000.00	136,450,000.00

54

1

2


55

	951,559,743.80	71,060,500.00	1,022,620,243.80
		25,082,648.68	25,082,648.68
	951,559,743.80	96,143,148.68	1,047,702,892.48

25,082,648.68

56

		71,739,195.00		71,739,195.00
		71,739,195.00		71,739,195.00

57


58

--	--	--	--	--

59

	66,554,144.53	8,473,241.61		75,027,386.14
	21,153,681.64			21,153,681.64
	1,416,680.73			1,416,680.73
	89,124,506.90	8,473,241.61		97,597,748.51

10%

60

	397,975,576.35	322,565,825.33

	155,923,462.57	165,391,941.19
	8,473,241.61	998,210.17
	100,410,000.00	80,000,000.00
	445,015,797.31	397,975,576.35

1)		0.00
2)	0.00	
3)	0.00	
4)		0.00
5)	0.00	

**61**

	1,202,398,069.07	877,119,274.83	1,127,399,122.03	797,564,361.15
	17,871,908.84	15,325,305.35	18,770,676.75	18,170,012.02
	1,220,269,977.91	892,444,580.18	1,146,169,798.78	815,734,373.17

**62**

		827.31
	4,435,633.68	3,744,713.22
	1,900,985.85	1,604,877.14
	3,199,948.04	2,695,950.48
	1,197,306.69	906,401.64
	25,119.90	19,835.00
	490,147.41	643,491.45
		76,834.96
	1,267,323.92	1,069,918.03
		4,724.10
	12,516,465.49	10,767,573.33

63

	5,711,279.97	5,003,272.47
	5,517,417.91	6,447,694.82
	16,935,771.20	19,475,926.19
	436,526.89	404,962.84
	219,072.19	701,978.26
	265,909.95	382,734.28
	2,164,288.34	1,810,598.96
	5,140.26	1,518.93
	54,913.21	5,000.00
	-941,710.35	167,859.80
	30,368,609.57	34,401,546.55

64

	2,631,731.28	3,540,547.16
	136,285.04	73,911.05
	7,138,191.74	6,198,628.32
	31,794,556.52	31,813,980.41
	44,393,528.75	41,418,441.74
	3,496,796.62	1,350,764.75
	1,258,903.21	1,397,466.41
	736,967.95	759,033.98
	500,929.41	195,258.00
		11,881.54
	904,028.70	3,148,772.00
	575,765.15	570,508.42
	2,325,333.18	1,270,174.13
	1,606,297.78	1,680,748.32

		4,071,808.75
	25,082,648.68	
	2,339,981.83	3,720,533.72
	124,921,945.84	101,222,458.70

65

		5,973,376.25
	4,418,105.02	2,085,294.14
	-80,123.53	-76,556.67
	266,087.34	500,234.35
	-4,232,141.21	4,311,759.79

66

	2,454,805.27	1,336,642.38
	-105,599.23	2,322,367.53
	2,349,206.04	3,659,009.91

67

--	--	--

68

	1,403,042.05	1,308,386.80
	7,786,601.33	55,014.20



	8,000.00	
	5,829.60	
“ ”	3,100.00	
	2,800.00	
	2,000.00	
	9,309,419.15	

71

		15,290,100.53	
	584,966.29	353,718.73	584,966.29
	584,966.29	15,643,819.26	584,966.29

								/
--	--	--	--	--	--	--	--	---

72

	223,751.87	711,314.31	223,751.87
	223,751.87	711,314.31	223,751.87

73

1

--	--	--

---

	28,648,499.24	27,283,814.40
	-3,839,161.25	200,612.35
	24,809,337.99	27,484,426.75

**2**

	3,748,983.47	6,851,824.23
	21,538,972.37	24,330,419.18
	24,546,884.15	28,508,473.87
	266,087.34	500,234.35
	3,240,972.97	722,260.78
	56,515,831.00	69,704,010.85

**3**

--	--	--

**4**

--	--	--

**5**

--	--	--

**6**

		31,737,587.25
		31,737,587.25

**76****1**

1	--	--
	155,923,462.57	165,391,941.19
	2,349,206.04	3,659,009.91
	53,236,212.51	44,209,839.40
	1,770,945.21	1,770,945.23
	1,562,453.98	741,290.97
	28,788.39	-507,384.66
		5,973,376.25
	-9,189,643.38	-1,363,401.00
	-3,839,161.25	200,612.35
	2,267,678.87	-21,121,394.39
	-55,815,587.35	-64,157,139.91
	-1,476,656.19	-23,764,592.31
	25,082,648.68	
	171,900,348.08	111,033,103.03
2	--	--
3	--	--
	392,103,893.80	588,165,218.31
	588,165,218.31	97,847,366.34
	-196,061,324.51	490,317,851.97

2

	--
	--
	--

**3**

	--
	--
	--

**4**

	392,103,893.80	588,165,218.31
	53,447.10	38,178.07
	392,050,446.70	588,127,040.24
	392,103,893.80	588,165,218.31

**77****78**

	45,167,053.43	
	143,272,903.67	
	25,809,972.22	
	214,249,929.32	--

2017 12 31

22,000.00

**79****1**

	436,556.55	6.5342	2,852,547.82
	19,279.75	7.8023	150,426.39
	218,007.25	6.5342	1,424,502.97
	179,437.50	6.5342	1,172,480.51

**2****80****81****1****1**

3

"ЫРКӨӨ" ШП


4

"»

5

6

2

1


--	--	--

3

4

5

6

1

1

			Bopp	100.00%		
				100.00%		
			Bopp	100.00%		

2

--	--	--	--	--

3



4

5

2

1

2

--	--

3

1

--	--	--	--	--	--

				40.00%		

20%

20%

**2**

	/	/

**3**

	/	/
	9,584,951.54	10,743,653.37
	341,903.36	418,868.12
	9,926,854.90	11,162,521.49
	2,115,149.74	3,587,454.45
	2,115,149.74	3,587,454.45
	3,124,682.06	3,030,026.82
--	137,253.96	137,253.96
	3,261,936.03	3,167,280.78
	30,745,801.31	28,024,091.88
	3,507,605.13	3,270,967.01
	3,507,605.13	3,270,967.01
	1,308,386.80	

**4**

	/	/
	--	--

---

	--	--
	--	--
	--	--

**5****6**

--	--	--	--

**7****8****4**

				/

**5****6**

2017 12 31  
34.47%)

35.54%( 2015 12 31

(

	272,659,657.81	272,659,657.81	272,659,657.81		
--	----------------	----------------	----------------	--	--

1.

1

2 2017 12 31

	2,852,547.82	150,426.39	3,002,974.21
	1,424,502.97		1,424,502.97
	4,277,050.79	150,426.39	4,427,477.18
	1,172,480.51		1,172,480.51
	1,172,480.51		1,172,480.51

	1,289,312.21

3

2017 12 31

10%

275,289.75 2016 109,591.54 )

2.

1

2 2017 12 31

1


	--	--	--	--
	--	--	--	--

2

3

4

5

6

7

8

9

1

--	--	--	--	--	--

	PAULXIAOMINGLEE	PAULXIAOMINGLEE		
47.99%		47.99%	PAULXIAOMINGLEE	
	PAULXIAOMINGLEE	14.33%	SHERRYLEE	5.86%
PAULXIAOMINGLEE				27.06%
		19.9675%	0.731%	
	PAULXIAOMINGLEE			

2

3


4

--	--

5

1

/

		30,745,801.28	40,000,000.00		20,037,724.36

/

		12,881,196.59	16,341,666.66

2

/

/

/

/	/	/	/	/	/	/
---	---	---	---	---	---	---

/

/

/	/	/	/	/	/	/
---	---	---	---	---	---	---

/

**3**

		2,285.72	2,323.81
		3,103.55	3,234.52
		22,266.44	23,238.10
		27,655.71	28,796.43

--	--	--	--

**4**

--	--	--	--	--

--	--	--	--	--

2017 12 31

20,000,000.00

63,400,000.00

30,000,000.00

120,000,000.00

**5**


6

--	--	--	--

7

	4,085,697.61	5,131,846.19

8

6

1

				825.00	
				600.00	

2

--	--	--	--	--

6,226,126.32

5,652,564.48

7

8

1

	2,570,000.00
	0.00
	0.00



4

5

1

1)

2017 5 2 <  
> 2017 5 25  
< > 2018 2 13  
2017 12 31

2)

2017 12 31 47  
2017 12 31

2

1

1)

2)

2017 12 31 554,400.00  
2017 12 31

2

3

1

--	--	--	--

2

3

4

2017 5 2

10

8

2018 2 13

TanKimChwee AlexCheng

6.67%

PaulXiaomingLee

SherryLee

YanMa

93.33%

8

1

1

--	--	--	--

2

--	--	--

2

3

1

2

4


5



6

1

2



3

4

7

8

1

1

	168,252, 191.75	100.00%	5,122,74 3.27	3.04%	163,129,4 48.48	169,131 ,050.11	100.00%	4,352,565 .12	2.57%	164,778,48 4.99
	168,252, 191.75	100.00%	5,122,74 3.27	3.04%	163,129,4 48.48	169,131 ,050.11	100.00%	4,352,565 .12	2.57%	164,778,48 4.99

1			
6		131,086,332.97	
6 -1		16,767,720.68	838,386.03 5.00%
1		147,854,053.65	838,386.03 0.57%
1 2		12,720,381.31	1,272,038.13 10.00%
2 3		5,281,646.79	1,056,329.36 20.00%
3 4		880,213.63	440,106.82 50.00%
4 5		67.20	53.76 80.00%
5		1,515,829.17	1,515,829.17 100.00%
		168,252,191.75	5,122,743.27 3.04%

2

770,178.15

--	--	--

3

--	--

--	--	--	--	--	--

4

		(%)	
	36,397,959.64	21.63	
	12,808,321.50	7.61	
	6,924,985.46	4.12	26,028.00
	6,408,814.56	3.81	
	6,063,804.00	3.60	
	68,603,885.16	40.77	26,028.00

5

6

2

1

--	--	--

	1,285,658.17	96.26%	183,897.42	14.30%	1,101,760.75	2,068,930.05	100.00%	187,566.50	9.07%	1,881,363.55
	50,000.00	3.74%	50,000.00	100.00%						
	1,335,658.17	100.00%	233,897.42	17.51%	1,101,760.75	2,068,930.05	100.00%	187,566.50	9.07%	1,881,363.55

1			
6	599,900.42		
6 -1	407,200.00	20,360.00	5.00%
1	1,007,100.42	20,360.00	2.02%
1 2	62,709.20	6,270.92	10.00%
3 4	500.00	250.00	50.00%
5	157,016.50	157,016.50	100.00%
	1,227,326.12	183,897.42	14.98%

2

46,330.92

--	--	--

**3**

--	--

--	--	--	--	--	--

**4**

	58,332.05	
	887,476.60	1,807,476.60
	149,709.20	233,606.50
	240,140.32	27,846.95
	1,335,658.17	2,068,930.05

**6**

--	--	--	--	--

**7****8****3**

	546,199,014.77		546,199,014.77	546,199,014.77		546,199,014.77
	546,199,014.77		546,199,014.77	546,199,014.77		546,199,014.77

**1**

	162,135,598.40			162,135,598.40		

229,154,695.26


3

4

	381,736,234.31	267,568,403.50	371,480,178.20	251,720,775.19
	8,757,762.10	7,392,356.34	2,405,808.98	1,952,961.50
	390,493,996.41	274,960,759.84	373,885,987.18	253,673,736.69

1.

	381,736,234.31	267,568,403.50	371,480,178.20	251,720,775.19

2.

	159,369,175.76	100,160,237.26	194,705,277.29	117,858,405.42
	222,367,058.55	167,408,166.24	176,774,900.91	133,862,369.77
	381,736,234.31	267,568,403.50	371,480,178.20	251,720,775.19

3.

	204,509,473.32	227,786,916.32
	49,346,502.16	41,642,930.83
	21,644,721.63	15,830,193.65
	93,128,298.56	80,875,937.70
	1,724,595.47	83,810.94
	3,305,651.55	4,839,701.46
	8,076,991.62	420,687.30
	381,736,234.31	371,480,178.20

4.

		%

	121,116,274.94	31.02
	36,793,792.14	9.42
	20,680,007.73	5.30
	13,922,577.22	3.57
	13,717,223.08	3.51
	206,229,875.11	52.82

5

	50,000,000.00	40,000,000.00
	5,222,215.61	4,310.18
	55,222,215.61	40,004,310.18

6

1

	-28,788.39	
	9,309,419.15	
	7,786,601.33	
	361,214.42	
	2,614,266.98	
	14,814,179.53	--

1

1

2

		/	/
	9.74%	1.15	1.16
	8.82%	1.04	1.05

3

1

2

3

4

2017