



“

” ”

” ”

”

BOPP		
		BOPP "BOPP "
		BOPP "BOPP "
		SDI
LG Chem		LG Chem, Ltd
CATL		
		16

			002812
			YUNNAN ENERGY NEW MATERIAL CO., LTD.
			ENERGY TECHNOLOGY
			PAUL XIAOMING LEE
			125
			653100
			125
			653100
			www.cxxcl.cn
			groupheadquarter@cxxcl.cn

	125	125
	0877-8888661	0877-8888661
	0877-8888677	0877-8888677
	groupheadquarter@cxxcl.cn	groupheadquarter@cxxcl.cn

	www.cninfo.com.cn

	91530000727317703K			
		1	BOPP	2
	2018		1	
		2		
	3			

		16	7	12


		111		2016	9	12	2019 7 18
		48		2019	7	18	2021 12 31

		111		2016	9	12	2019 7 18
		48		2019	7	18	2019 12 31

	2019	2018			2017	
	3,159,561,554.91	2,457,492,825.89	2,457,492,825.89	28.57%	1,220,269,977.91	2,114,375,082.70
	849,837,425.81	518,439,455.43	518,439,455.43	63.92%	155,923,462.57	368,226,230.91
	752,823,445.85	318,233,698.49	318,233,698.49	136.56%	141,109,283.04	141,109,283.04
	763,297,007.77	171,020,949.81	171,020,949.81	346.32%	171,900,348.08	260,476,614.55
/	1.06	1.21	0.72	47.22%	1.15	0.94
/	1.06	1.21	0.72	47.22%	1.16	0.94
	20.36%	16.48%	16.48%	3.88%	9.74%	15.00%
	2019	2018			2017	
	12,193,188,361.42	7,702,468,537.78	7,702,468,537.78	58.30%	2,037,988,128.92	5,027,642,256.78
	4,551,052,876.43	3,831,154,951.68	3,831,154,951.68	18.79%	1,655,027,243.30	2,637,081,001.84

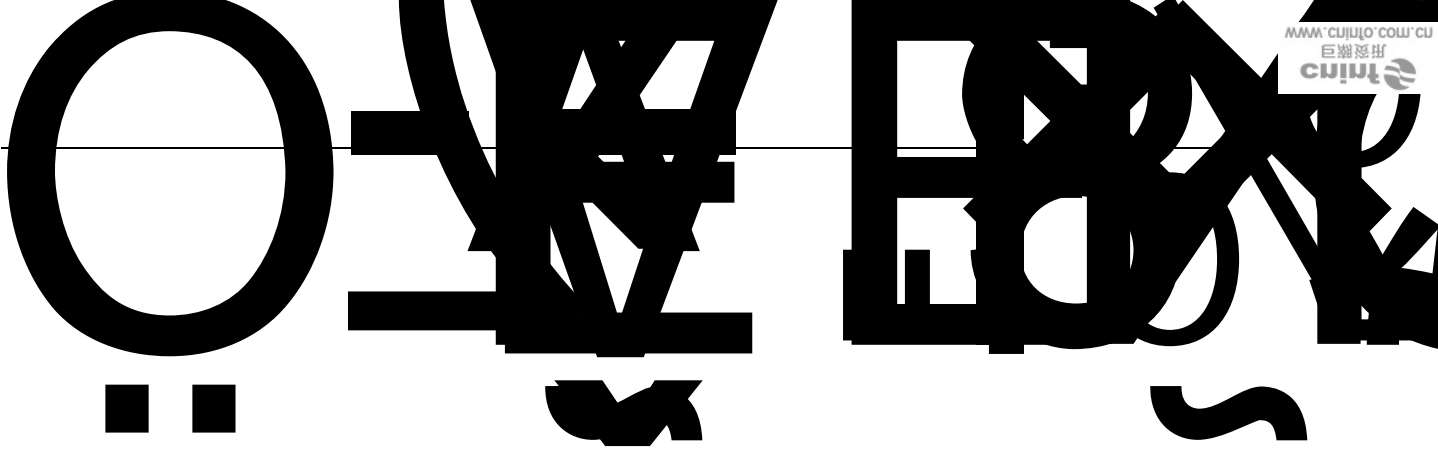
	656,263,395.06	721,845,075.46	728,275,387.75	1,053,177,696.64
	212,300,533.56	176,627,280.54	242,855,661.48	218,053,950.23
	179,524,005.55	143,285,816.08	230,589,327.60	199,424,296.62
	-75,828,322.33	192,899,560.39	88,388,338.73	557,837,430.98

	2019	2018	2017
--	------	------	------



1 --

1 --



1

BOPP

3C

20

LG Chem. Ltd.
A

SDI

“ ” “ ” “ ” “ ” “ ” “ ” “Marble” “ ”

TOP10

RIESLANDCAMPINA NEDERLAND B.V.

2 úCèÄ v,´ È È œ(\$ Ë Ä,´ Ä

1

	55.47%
	13.03%
	48.90%
	221.94%
	10862.04%
	60.81%
	44.84%
	186.61%
	292.66%
	150.93%

1

2019

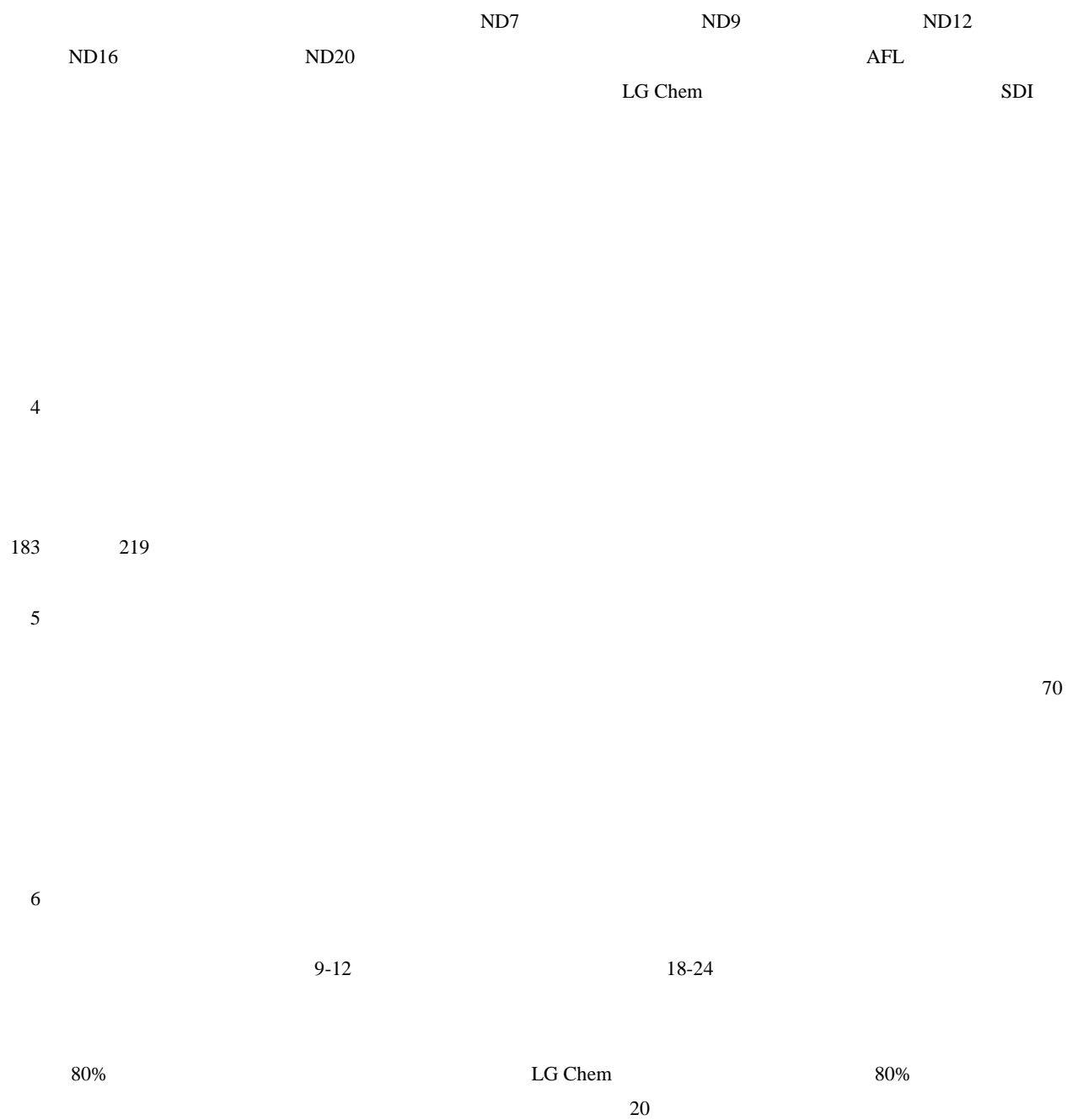
8


23

80%

2

3





18-24

20

2

11,716.44

17%

2.51%

THE J A S & O I A F

2019

28,922.22

55%

3.39%

16.94

12.24%

[2019]28

“ ”

BOPP

7 BOPP

1 BOPP 36,000 2 BOPP

“ ” “ ”

	2019		2018		
	3,159,561,554.91	100%	2,457,492,825.89	100%	28.57%
	3,126,340,216.38	98.95%	2,430,868,011.35	98.92%	28.61%
	33,221,338.53	1.05%	26,624,814.54	1.08%	24.78%
	2,548,679,847.72	80.67%	1,922,895,430.59	78.25%	32.54%
	117,164,386.20	3.71%	114,681,125.05	4.67%	2.17%
	289,222,202.20	9.15%	234,090,271.99	9.53%	23.55%
	128,704,093.13	4.07%	129,068,390.52	5.25%	-0.28%
	42,569,687.13	1.35%	30,132,793.20	1.23%	41.27%
	33,221,338.53	1.05%	26,624,814.54	1.08%	24.78%
	642,008,612.82	20.32%	626,014,558.41	25.47%	2.55%
	1,265,744,809.31	40.06%	1,146,226,043.79	46.64%	10.43%
	90,039,636.26	2.85%	96,185,360.11	3.91%	-6.39%
	718,537,858.83	22.74%	427,464,605.25	17.39%	68.09%
	67,748,456.39	2.14%	63,667,796.14	2.59%	6.41%
	31,522,819.66	1.00%	23,569,852.40	0.96%	33.74%

2019
2019

2019

LG Chem,Ltd.

6.17

5 2019 5 19
 2019-061

		2019		2018		
		724,639,964.81	56.29%	641,235,461.31	62.70%	13.01%
		75,161,550.98	5.84%	65,396,536.57	6.39%	14.93%
		272,091,995.11	21.14%	185,074,924.06	18.10%	47.02%
		215,343,445.15	16.73%	130,931,340.03	12.80%	64.47%
		1,287,236,956.04	100.00%	1,022,638,261.97	100.00%	25.87%
		51,697,207.14	81.79%	50,315,049.29	77.71%	2.75%
		6,678,217.91	10.56%	7,218,876.50	11.15%	-7.49%
		3,935,800.11	6.23%	6,039,163.80	9.33%	-34.83%
		899,767.44	1.42%	1,176,390.38	1.82%	-23.51%
		63,210,992.62	100.00%	64,749,479.98	100.00%	-2.38%
		188,589,710.01	86.02%	157,962,473.65	85.21%	19.39%
		8,731,300.51	3.98%	6,475,387.68	3.49%	34.84%
		19,864,278.02	9.06%	19,490,068.14	10.51%	1.92%
		2,054,567.14	0.94%	1,454,361.93	0.78%	41.27%
		219,239,855.68	100.00%	185,382,291.40	100.00%	18.26%
		85,416,413.30	83.57%	88,838,372.24	80.57%	-3.85%
		5,244,251.63	5.13%	5,901,782.01	5.35%	-11.14%
		7,987,573.22	7.81%	11,482,139.99	10.41%	-30.43%

		3,560,851.30	3.48%	4,046,573.50	3.67%	-12.00%
		102,209,089.46	100.00%	110,268,867.74	100.00%	-7.31%
		16,215,589.60	55.20%	9,711,872.04	53.32%	66.97%
		3,697,743.93	12.59%	2,120,072.79	11.64%	74.42%
		6,936,148.45	23.61%	4,704,686.01	25.83%	47.43%
		2,525,289.01	8.60%	1,677,783.33	9.21%	50.51%
		29,374,770.99	100.00%	18,214,414.17	100.00%	61.27%

“ ” BOPP BOPP
 ” “ ” “ “ ”
 ” “ ” “

3

1 2,000.00 100%

2 665.83 82% 2019 12 24

	1,663,139,121.90
	52.64%
	0.00%

5

1		831,402,741.41	26.31%

2		376,440,856.48	11.91%
3		221,504,377.51	7.01%
4		162,333,049.03	5.14%
5		71,458,097.47	2.26%
	--	1,663,139,121.90	52.64%

5%

	757,493,872.04
	34.68%
	0.00%

5

1		252,099,012.55	11.54%
2		153,756,652.09	7.04%
3		147,073,607.56	6.73%
4		116,091,297.36	5.32%
5		88,473,302.48	4.05%
	--	757,493,872.04	34.68%

5%

BOPP

	2019	2018		
	67,250,207.94	49,821,014.06	34.98%	
	122,867,832.09	154,427,730.03	-20.44%	
	98,965,867.78	24,850,303.98	298.25%	
	154,913,207.75	96,649,923.26	60.28%	

1									
2									
3	PVDF								
4	PVDF								
5									
6									
7	7um								
8	10um								
9	5um								
10	11um								
11			150	1h	MD&TD	5%	105	20min	100-300s/100cc
12			2um		150	1	MD&TD	5%	
13							2-5%		
14							10%		
15									
16									

17	PVDF			
18	PVDF			
19	PVDF		PVDF	
20	PE MBR		MBR	
21				
22				
23				
24				
25				
26			BOPP	

	2019	2018	
	381	341	11.73%
	9.72%	10.98%	-1.26%
	154,913,207.75	96,649,923.26	60.28%
	4.90%	3.93%	0.97%
	0.00	0.00	0.00%
	0.00%	0.00%	0.00%

	2019	2018	
	3,309,747,737.65	1,915,856,613.73	72.76%
	2,546,450,729.88	1,744,835,663.92	45.94%
	763,297,007.77	171,020,949.81	346.32%
	52,295,255.92	403,178,860.73	-87.03%
	3,126,243,760.37	1,550,998,911.62	101.56%
	-3,073,948,504.45	-1,147,820,050.89	-167.81%
	5,427,097,775.55	1,688,224,502.72	221.47%
	2,646,402,569.35	904,240,751.94	192.67%
	2,780,695,206.20	783,983,750.78	254.69%
	470,043,709.52	-192,815,350.30	343.78%

1
2
3
4
5

6
7
8

9
10


	2019		2019			
	1,011,554,636.06	8.30%	314,208,776.19	4.08%	4.22%	
	1,424,354,132.31	11.68%	1,230,782,697.45	15.98%	-4.30%	
	759,230,046.85	6.23%	472,129,627.62	6.13%	0.10%	
	10,001,993.90	0.08%	10,536,225.02	0.14%	-0.06%	
	3,343,466.01	0.03%	3,047,794.85	0.04%	-0.01%	
	4,936,597,979.17	40.49%	3,175,318,286.44	41.22%	-0.73%	
	1,554,274,795.85	12.75%	1,043,819,684.10	13.55%	-0.80%	
	2,670,365,032.83	21.90%	931,697,913.66	12.10%	9.80%	
	1,967,813,815.80	16.14%	784,196,508.03	10.18%	5.96%	

		—

2,600,533,524.81	2,229,001,616.66	16.67%



1,507,938,160.92 1,805,478,363.25 85.00% -- 51,768,040.49



==

z 9 A

1€

				0.00	0.00		0.00%	--	0.00		2019 07 02	2019-076
	--	--	--	2,480,153,353.57	5,996,197,577.67	--	--	--	606,964,107.02	--	--	--

2016		74,776.7	2,472.87	64,188.02	10,588.68	10,588.68	14.16%	10,588.68		10,588.68
	--	74,776.7	2,472.87	64,188.02	10,588.68	10,588.68	14.16%	10,588.68	--	10,588.68
		[2016]1886				3,348				
								3,348		
		334.80		3,013.20			23.41 /			
							3,599.98			
74,776.70							2016 9 6		[2016]	000897
	2016 9 30					23,665.91				
	[2016]004562									
2017		26,067,736.89		2018		36,288,006.85				24,728,775.11
2019 12 31						111,082,096.90				5,195,332.95

	()	(1)	(2)	(3) (2)/(1)					
1	30	28,414.7	2,458.34	28,414.7	100.00%	2019 08 15	2,217.17		
2	1.3	10,684.57	3,617.5	14.53	3,617.5	100.00%			
3		4,993.17	1,471.56		1,471.56	100.00%			
4		20,000			20,000	100.00%			
5		10,684.26			10,684.26	100.00%			
	--	74,776.7	5,089.06	2,472.87	64,188.02	--	--	2,217.17	--
	--	74,776.7	5,089.06	2,472.87	64,188.02	--	--	2,217.17	--
						2019 12 31			

		(1)		(2)	(3)=(2)/(1)				
	1.3	10,588.68	0	0	0.00%	2020 11 16	0		
	2								
	--	10,588.68	0	0	--	--	0	--	--
		<p>“ 1.3 ”</p> <p>2016</p> <p>“ 1.3 ”</p> <p>“ ” 1.3 “ ”</p> <p>” 2018</p> <p>2018 2019 4 26</p> <p>2019-041</p>							

10%

			389,210,834.00	9,835,409,652.83	3,314,078,957.69	1,952,042,718.82	989,819,561.51	864,227,318.93

		40.37	2019	-45.21
			2019	85.58
			2019	0

1 2010 4 27

155

2 2016 10 27

889

8

194,278.99 46.29% 2019 195,204.27 86,422.73

77,849.60 106,344.25 196.86%

38,291.56 241.72%

1

“ ”

BOPP

2 2020

1

4

5

6

2019 02 19			2019 2 19
2019 05 08			2019 5 8

1

2

3

4

1
80%
2
40%
3
20%

4

1
2
3

5

30% 3

2018
2019 4 25

2018
2019 5 17 2018

2018

2019-037

3

1

					805,370,770		
					100,671,346.25		
					0.00		
					100,671,346.25		
					187,733,251.59		
					100.00%		
20%							
2019			2019	12	31	805,370,770	,
10		1.25	10,067.13				

			1			
			2			2017 06 13
			1	3		
			2		12	2017 06 13
			3			

1
2
3
4
5
6

2017 05
25

2017 06
13

1

		1			
		2			2017 06 13
		3			
					2017 06 13
			2015 11		2017 05 25
			30		
					2017 05 25

		36	2017 06 13	2017 6 13 2021 8 15	
			2017 06 13		
			2017 06 13		
			2017 06 13		

Paul Xiaoming Lee		3						
	1	12		50%	2017 05 02	2018 7 31 2021 7 30		
	2	12	24	40%				
	3	24	36	30%				
Paul Xiaoming Lee			2		500	2017 05 02		
Paul Xiaoming Lee						2017 05 02		

	Jerry Yang Li		10,416,022		"	"	1,795.50			
				54,655,167			11.53%			
			36				12	2018 10 25	2018 10 25	2021 8 14
	Jerry Yang Li		;	6	20		6			
	Jerry Yang Li		1					2018 10 25		
	Jerry Yang Li		2							
	Jerry Yang Li		3							
	Jerry Yang Li							2018 10 25		

	Jerry Yang Li											2018 10 25		
	Jerry Yang Li											2018 10 25		
	Jerry Yang Li			2018 2019 2017 2018 2019	2018 2019 2020	2017 2017	3.78 5.55 7.63	2018 2019 2020	5.55 7.63 8.52	2018 10 25	2018 10 25 2020 12 31	1 41,666.67 5	5	

	Sherry Lee		15,624,033				2019				
			11,596,884	15,624,033			2018	10	2018	10	25
					36						
				12		6					
		20		6				25			
			6						2021	8	14

1	36		
	6	20	
		6	
	6		6
2		36	
Ma			Paul Xiaoming Lee Yan

			1	Paul Xiaoming Lee						
				36		25%	6			
			6	20			6	2016 09 14	2016 9 14	2019 9 14
			2				36			
							25%	6		

			3	20							
		1	10	"	"						
		3	2,000				20				
		2									
			3								
		1					10			2016 09 14	2016 9 14
			N					10+N		2019 9 14	
							3				
			20					30%			
		2									
		3									

		1									
		2									
		3		10							
		4									
		1									
		2		10				2016 09			
								14			
		3									
		1									
		2									

			1								
			2		3		3				
			3				25%				
			4				30%				
	5%		5		3		6		2016 09		
			1						14		
			2								
			3			5%					
							1				
						2					

		1								
		2								
		3								
		4								
		1								
		2								
		3								
		4								
		5								
		6								
		7								

		10,416,022		1,795.50				
		54,655,167		11.53%				
	1	36						
Jerry Yang Li	2	6	20		6	2018 10 25	2018 10 25	2019 9 14
				6				
	3							
	4							
		10,416,022		1,795.50				
		54,655,167		11.53%				
	4	36						
Jerry Yang Li	5	6	20		6	2018 10 25	2018 10 25	2019 9 14
				6				
	6							
	4							

	Jerry Yang Li		10,416,022	1,795.50			
			54,655,167	11.53%			
		1					
		2					
		3				2018 10 25	
					1		
					2		
				3			
			4				
		4					
		1					
	2						

	Jerry Yang Li		10,416,022		1,795.50			
			54,655,167		11.53%			
		1						
		2						
		3	25%				2018 10 25	
		4						
5								
6				2	1		3	
					4			

	Sherry Lee		15,624,033	904.50	27,593,884			
				11,596,884	15,997,000	65,503,802		
			13.82%					
		1		36				
		2	6		20		2018 10 25	2018 10 25
3				6				
4				6				

	Sherry Lee		15,624,033	904.50	27,593,884		
			11,596,884	15,997,000	65,503,802		
		1	13.82%				
		2		25%			2018 10
		3					25
		4					
		6		2	1		
					3		
					4		

		1 2 3 4 5 6	[2015]31	2019 05 14		
		1 2	[2015]31	2019 05 14		
				2017 03 30		

	2018 01 01	2018 12 31	55,500.00	58,487.3		2017 05 03	
	2019 01 01	2019 12 31	76,300.00	77,537.02		2017 05 03	

2018

90.08%

2017

2017 2018 2019

2017 2018 2019

3.78 5.55 7.63

2018

2018 2019 2020

2018 2019 2020

5.55 7.63 8.52

2017

“ ”

2017

2019

8.64

2017

7.75 2019

7.63

0.12

101.62%

2018 2019

2017

13.60

13.18

0.42

103.22%

2019

2017

7.63

2018

2019

2017

13.60

“ ”

2019 7 28

—

2019

2017
2019 6

2019 4 30

—

1

1

“

”

2

3

4

5

“ ”

2

1

2019

2019 6

“ ” “ ” “ ”

“ ” “ ” “ ”

“ ”

“ ”

22 —

2017 7

“ ” “ ” “ ”

“

”
“ ” “ ”

2

2019 10 22

—

—

1 2019 9 19 2019 2019 16

1

“ ” “ ” “ ”
“ ” “ ” “ ”
“ ” “ ” “ ”

2

“ ” 22 — 2017 7

“ ” “ ” “ ”
“ ” “ ” “ ”
“ ” “ ” “ ”

3

“ ”

2

2018

2019

3

100%

82%

	130
	8
	1 2

A
1,000

A

1 2017
1 2017 3 30 < 2017 >
2017 2017 3 30
< 2017 > 2017
2017 3 31 2017-017 2017-030
2017
2 2017 3 31 2017 4 10
2017 4 13 2017-039
3 2017 4 20 2016 < 2017 >
2017
2017 4 21 2016
2017-043
4 2017 6 1 2017 92 84
306.50 257.00 2017 6 1
2017
2017 6 2 2017-073 2017
2017 2017-074 2017
2017-076
5 2017 6 8 2017 2017 6 9 257.00
1.9196%
2017 6 8 2017
2017-079
6 2018 7 9 <2017 >
2017 <2017 >
<2017 > 2017
<2017 >
2018 7 10 >
<2017 > 2018-066 2017

			2018-067	<2017	>
		2018-068			
7	2017		7	“ ”	
			55,800	14.325 /	
2018 9 27		2018 9 28			
			2018-123		
2					
3	2019 7 12			<2017	>
		2017			<2017
	>				
	<2017	>		2017	
		<2017	>		
	2019 7 13				
	<2017	>		2019-084	<2017
			2019-085	2017	
		2019-090			
4	2019 7 30				
			68,000	2019 7 31	
					2019-104
5	2019 8 15	2019		<2017	>
				2019 8 16	
		2019			2019- 119
6	2017		17	“ ”	
		“ ” 17		17	
			204,680	8.426 /	
	2019 8 30	2019 8 31			
			2019-132		
		2017			30,995,694.08
		24,788,191.58		6,047,256.98	
	19.51%				

					--	3,582.14	62.54%	4,000			17.15 /	2019 04 26	2019 2019-040
					--	1,942.27	72.59%	2,000			7.93 /	2019 04 26	2019 2019-040
					--	2.4	2.25%	2.4			--	2019 04 26	2019 2019-040
					--	0.33	0.31%	0.33			--	2019 04 26	2019 2019-040
					--	0.24	0.22%	0.24			--	2019 04 26	2019 2019-040
					--	5,527.38	--	6,002.97	--	--	--	--	--

--	--	--	--	--	--	--	--	--
	2019 07 02	30,000	2019 08 15	7,700				
	2019 07 02	4,000	2019 05 06	2,000				
	2019 07 02	3,600	2019 09 16	3,600				
	2019 07 02	4,000	2019 08 23	4,000				

2019	07	02	4,400	2019	03	14	2,000
2019	07	02	3,500	2019	03	25	3,500
2019	07	02	7,800	2018	10	19	4,000
2019	07	02	2,230	2019	11	13	350
2019	07	02	400	2019	04	30	400
2019	07	02		2019	08	29	360

0

1

	2019 07 02	3,500	2019 12 02	0				
	2019 07 02	3,500	2018 12 17	0				
	2019 07 02	10,000	2019 03 15	6,240				
	2019 07 02	8,000	2019 03 12	8,000				
	2019 07 02	130,000	2019 05 17	126,936.61				
	2019 07 02	150,000	2019 09 17	30,000				
	2019 07 02	10,000	2019 11 08	2,246.02				
	2019 07 02	10,000	2019 12 04	10,000				
	B1		1,229,600	B2				498,635.45
B3			1,229,600	B4				498,635.45
--	--	--	--	--	--	--	--	--
	A1+B1+C1		1,229,600	A2+B2+C2				498,635.45
A3+B3+C3			1,229,600	A4+B4+C4				498,635.45
	A4+B4+C4							109.56%
	D							0
	70%		E					42,246.02
	50%	F						1,002,047.36
	D+E+F							1,044,293.37

		5,000	0	0
		5,000	0	0

2019-002

2019-013

	LG Chem, Ltd.		2019 04 04	-	-	-	-		6.17				2019 05 20
		100%	2019 08 04	25,397.08	66,500		2019 06 30		180,080				2019 08 05

2020

300

1

2

3

2019

1

66,525,030

Sherry Lee

Jerry Yang Li

2019 276

2018-133

2019-018

2019-030

2

Paul Xiaoming Lee Yan Ma Sherry Lee

Yanyang

Hui

Paul Xiaoming Lee Yan Ma Sherry Lee

Yanyang Hui Jerry Yang Li

2019-020		2019-019	
		2019-031	
3	2019 4 25	<	>
2018	10 26		<
>	2018 11 9	2018 35	2019
1	11	<	>
			2019-042
4	2019 7 12		<
		473,867,912	805,575,450
	2017		>

2019-021

2019-096

2019-177

2 2019 3 14

2019

2019-027 2019 6 11

2019-066

3 2019 3 31

100.00%

2,000.00

100.00%

2019-028

100%

2019-059

4 2019 4 25

“ 1.3 ”

“ 1.3 ”

110,252,772.81

1.3

73,116,640.61

2,445,986.56

37,136,132.20

1,920,022.30

2019 4 25

2019-041

5 2019 7 1

100,000

60,000

160,000

2019-076

2019-095

6

2019 7 28

4

2019-099

7 2019 7 30

BOPP

“ ”


BOPP

7 BOPP

2 BOPP

1 BOPP

36,000
BOPP



4 9
 B
 2019
 2019
 8
 2019
 07
 <
 2019
 <“ ”
 “ ”
 “ ”
 “ ”

...cez É Ä B W € Ö 2019 HD2@
 9 2019 8 23
 ÈB ?ñ 9 fce Z ÿ Ûmâ f
 î





2

45

4

2019

5

2019

2

2007 3 3

Paul Xiaoming Lee	80,584,658	88,659,680	66,498,900	102,745,438	2018	2019 9 2018 2021 8 15 25%
Sherry Lee	27,593,884	45,876,575	27,194,900	46,275,559	2018 2018	2019 9 2018 2021 8 15
	41,153,007	28,755,077	74,325	69,833,759	2018	2018 2021 8 15 25%
JERRY YANG LI	0	17,707,237		17,707,237	2018	2018 2021 8 15
	73,858,000	51,700,600	125,558,600	0		2019 9 17
	9,996,000	6,997,200	16,993,200	0		2019 9 17
	1,604,800	1,123,360	2,728,160	0		2019 9 17
	1,439,900	2,843,803	2,447,830	1,835,873		2019 9 17 25%

	240,000	318,450	163,200	395,250		2019 7 22 25%
	240,000	267,450	163,200	344,250		2019 7 22 25%
82	3,150,000	2,205,000	2,363,000	2,992,000		2019 7 22
	26,040,055	0	26,040,055	0	2018	Sherry Lee Jerry Yang Li 60% 40% 2019 4
	22,307,149	15,615,004	28,441,614	9,480,539	2018	2018 75% 2019 8 19 25% 2021 8 15
	11,490,693	8,043,485	18,532,368	1,001,810	2018	2018 75% 2019 8 19 25% 2021 8 15
	9,133,422	6,393,395		15,526,817	2018	2018 2021 8 15
14	37,909,169	26,536,419	48,334,186	16,111,402	2018	2018 75% 2019 8 19 25% 2021 8 15
	346,740,737	303,042,735	365,533,538	284,249,934	--	--

1	2018	2018 12 31	473,867,912	
10	3.79		10 7	2019
7 9	473,867,912	805,575,450		
2	2017		17	
“ ”			136,680	
	68,000	204,680	2019 8	
	805,575,450	805,370,770		

	19,380		26,045		0		0
				8		8	
5%		10					
Paul Xiaoming Lee		17.01%	136,993,919	56,409,261	102,745,438	34,248,481	25,192,975
		15.60%	125,658,390	51,741,690	0	125,658,390	41,548,000
Sherry Lee		9.12%	73,470,459	45,876,575	46,275,559	27,194,900	
		8.70%	70,069,889	28,892,107	69,833,759	236,130	
		4.18%	33,625,020	11,317,871	9,480,539	24,144,481	
JERRY YANG LI		2.20%	17,707,237	17,707,237	17,707,237	0	
		2.03%	16,332,107	6,724,985	0	16,332,107	
		1.93%	15,526,817	6,393,395	15,526,817	0	
		1.91%	15,397,051	11,809,832	0	15,397,051	
		1.58%	12,744,900	2,748,900	0	12,744,900	6,000,000
10	3						

10			
	125,658,390		125,658,390
Paul Xiaoming Lee	34,248,481		34,248,481
Sherry Lee	27,194,900		27,194,900
	24,144,481		24,144,481
	16,332,107		16,332,107
	15,397,051		15,397,051
	12,744,900		12,744,900
	9,276,022		9,276,022
-	7,167,125		7,167,125
	6,979,736		6,979,736
10		10	
	10		
10			
	4		

10

10

10

10

Paul Xiaoming Lee		
Yan Ma		
Sherry Lee		
Yanyang Hui		
Jerry Yang Li		

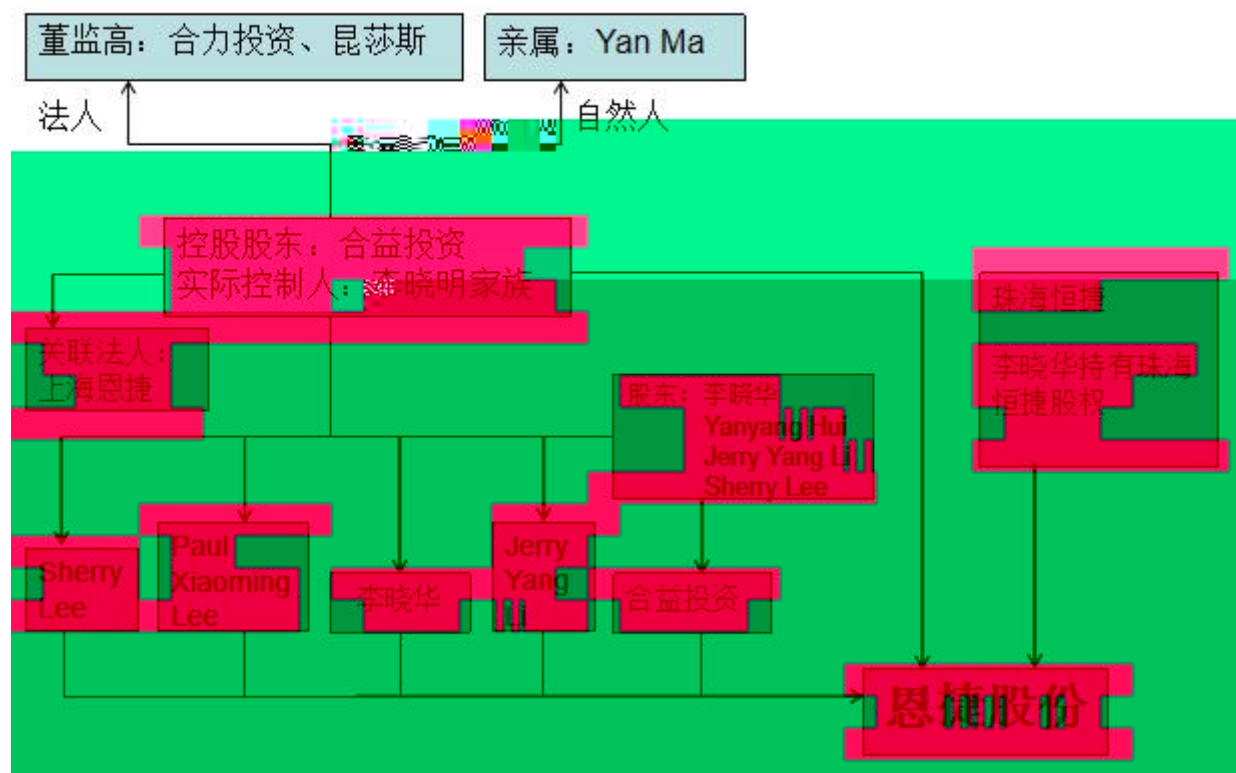
	Paul Xiaoming Lee Sherry Lee Jerry Yang Li Yanyang Hui	Yan Ma

;

Paul Xiaoming Lee			
Yan Ma			
Sherry Lee			
Yanyang Hui			
Jerry Yang Li			
	Paul Xiaoming Lee Sherry Lee Jerry Yang Li Yanyang Hui	Yan Ma	
10			

	Yanyang Hui	Paul Xiaoming Lee Yan Ma Sherry Lee
	2018	Paul Xiaoming Lee Yan Ma Sherry Lee
	Yanyang Hui Jerry Yang Li	
		2019 03 07
	2018-133 2019-019	
		2018 10 23

控股股东、实际控制人及其关联人



	/			
	Paul Xiaoming Lee	2010 11 10	3,000	

2 28

2020 2 11

2020

Paul Xiaoming Lee				62	2011 04 20	2020 04 19	80,584,658	0	0	56,409,261	136,993,919
				58	2011 04 20	2020 04 19	41,177,782	39,800	0	28,852,307	70,069,889
Yan Ma				61	2011 04 20	2020 04 19	0	0	0	0	0
				45	2013 08 31	2020 04 19	1,439,900	0	611,957	1,007,930	1,835,873
				47	2013 08 31	2020 04 19	0	0	0	0	0
				56	2017 01 04	2020 04 19	0	0	0	0	0
				72	2017 01 04	2020 04 19	0	0	0	0	0
				42	2017 04 20	2020 04 19	0	0	0	0	0
				50	2017 04 20	2020 04 19	0	0	0	0	0
				43	2011 04 20	2020 04 19	0	0	0	0	0
				42	2011 04 20	2020 04 19	0	0	0	0	0
				43	2019 01 03	2020 04 19	0	0	0	0	0
				50	2012 03 23	2020 04 19	270,000	0	100,000	189,000	359,000
				41	2016 10 27	2020 04 19	310,000	0	100,000	217,000	427,000
	--	--	--	--	--	--	123,782,340	39,800	811,957	86,675,498	209,685,681

1	Paul Xiaoming Lee			1958				1982	
		1984	1989	1992	12	University of Massachusetts			1992
	1995	Inteplast Corporation			1996	4			
					2006				
2				1962				1993	2
of Massachusetts				1993	1996	World-Pak Corporation	1996	4	University
							2006		
3	Yan Ma			1959			1981	1990	
2011	4								
4		1964	9				1981	1984	
1989	1997							1997	2005
					2005	2009			2009
5				1975			1995	2002	
2002									
6				1973			2000	9	2011
					2011	5			4
7				1970	7		Sanergy Group Limited		
								1994	6
								1999	8
		1999	9	2002	8				2004
2	2007	3				2007	3	2010	4
								EV Capital Pte Ltd.	
	2010	12	2015	12					
8				1978	7				
		2001	2004				2004	2008	
		2009	2011						2011
					2013	2015			2013
9				1948	7		1982	1993	
	1993	1998						1995	2012
								2012	2017
				IDF					
				IDF			2017	9	2018
2015	10	2019	10						10
1				1977				1996	
							2006		

2 1977 2000 2001
2001 8 2006 8 2006 9 2018 12

3 1978 1998 2003
2004

1 1962 1993 2 University
of Massachusetts 1993 1996 World-Pak Corporation 1996 4
2006

2 1970 MBA 1994 2010
2010

10
3 1979 2002 7 2005 12
2006 1 2011 11
2011 12 2014 10



			2015 07 08	2020 03 16	
			2016 10 24	2020 03 16	
			2017 09 08	2020 03 16	
			2015 10 10	2019 10 01	
			2011 09 30	2020 05 30	
			2012 12 24	2020 05 30	
			2014 06 26	2020 05 31	
			2014 07 21	2020 09 05	
			2016 07 26	2020 01 07	
			2017 05 19	2020 05 18	
			2016 09 30	2019 09 01	
	Sanergy Group Limited		2019 08 07	2020 08 06	
			2016 03 01	2020 03 16	
			2017 06 19	2020 03 16	

1

2

2019

3

Paul Xiaoming Lee			62		104.06	
			58		106.41	
Yan Ma			61		0	
			45		28.79	
			56		31.2	
			47		0	
			42		5	
			50		5	
			72		5	
			43		36.41	
			42		23.08	
			43		22.78	
			50		40.12	
			41		39.52	
	--	--	--	--	447.37	--

				/	/				/	
		0	0	0	50.50	224,000	163,200	0	28.65	217,600
		0	0	0	50.50	224,000	163,200	0	28.65	217,600
	--	0	0	--	--	448,000	326,400	0	--	435,200

	2017 6 8				28.65 /	
		160,000	2018 4 17	2017		
		160,000	320,000	2018 7 9		
					30%	
		2018			320,000	544,000
	2019 7 12					
			30%			

	265
	1,562
	3,920
	6,686
	0
	3,037
	86
	381
	69
	347
	3,920
	11
	62
	392
	885
	2,570
	3,920

“ ”

1,725

1,694

31

2,758

57,606

10

16

15

1

2

3

4

5

1“
”

2019	56.72%	2019	01	03	2019	01	04	2019	2019-001
2019	51.67%	2019	03	01	2019	03	02	2019	2019-016
2019	51.43%	2019	04	01	2019	04	02	2019	2019-029
2018	61.18%	2019	05	17	2019	05	18	2018	2019-060
2019	59.31%	2019	05	30	2019	05	31	2019	2019-063
2019	66.76%	2019	07	17	2019	07	18	2019	2019-092
2019	59.46%	2019	07	29	2019	07	30	2019	2019-102
2019	57.25%	2019	08	15	2019	08	16	2019	2019-119
2019	59.08%	2019	11	07	2019	11	08	2019	2019-166
2019	59.14%	2019	12	25	2019	12	26	2019	2019-188

	16	2	14	0	0		10
	16	2	14	0	0		10
	16	2	14	0	0		10

2018

1,486,200
55,800

“ ” 7

84

84

2,484,720
136,680

“ ” 17

	2020 03 17			
	2020 3 17		2019	
	100.00%			
	100.00%			
	0.5%	0.25%	0.5%	0.25%
	1%	0.25%	1%	0.25%
	1.5%	0.5%	1.5%	0.5%
	1.5%	1%	1.5%	1%
	0			

		128095	2020 02 11	2026 02 11	160,000	0.40% 0.60% 1.00% 1.50% 1.80% 2.00%	

	--		--		--		--
					398		14F

	1,000	159,000	2020	2	17
		9,433,962.26			4,443,396.23
		1,586,122,641.51			
			[2020]000047		
		1,586,122,641.51			
			0		
	“		4		”
			“		”

AA

AA

1

1.00%

1.50%

1.80%

2.00%

0.40%

0.60%

5

2

3

1

70%

30

Σ

Kα @ α
www.cuijio.com.cn
巨潮资讯
CUIJIO

2019

“ 30 ”

2

e e

	2019	2018	
			50.21%
	118.77%	139.35%	-20.58%
	59.97%	47.13%	12.84%
	85.96%	115.71%	-29.75%
	20.02%	26.88%	

132.04

53.66

2020 2 11

173,866.71

45.38%

118,361.73 ,

30.89%

	2020 03 16
	[2020]001908

2019 () 2019 12 31

2019 2019 12 31

" "

1.
2.
()
1.

2019 315,956.16 / () / 34

2.

1

2

3

4

5

()

1.

2019	12	31	147,162.51	/()	/ 3
				4,727.10	142,435.41
			11.68%		

2.

1

2

3

4

5

2019 12 31

	2019 12 31	2018 12 31
	1,011,554,636.06	314,208,776.19
	185,281,908.27	339,840,997.52
	1,424,354,132.31	1,230,782,697.45
	182,535,597.54	

	105,308,597.08	57,510,172.25
	831,637,318.80	7,586,522.74
	1,188,900.87	1,403,042.05
	759,230,046.85	472,129,627.62
	523,124,562.78	361,166,476.96
	5,023,026,799.69	2,783,225,270.73
	3,343,466.01	3,047,794.85
	10,001,993.90	10,536,225.02
	4,936,597,979.17	3,175,318,286.44
	1,554,274,795.85	1,043,819,684.10
	298,768,420.95	264,335,297.87
	44,154,633.34	34,483,188.64
	2,603,725.01	3,105,838.40

	94,713,958.19	27,633,034.58
	225,702,589.31	356,963,917.15
	7,170,161,561.73	4,919,243,267.05
	12,193,188,361.42	7,702,468,537.78
	2,670,365,032.83	930,156,501.75
	522,674,089.50	133,112,426.06
	382,691,559.85	373,895,312.46
	9,241,127.99	7,781,859.46
	20,194,051.89	20,257,450.29
	77,254,716.63	107,054,434.09
	98,657,984.36	267,394,192.31
	7,574,667.67	8,262,813.50
	448,243,627.51	157,706,906.56
	4,229,322,190.56	1,997,359,082.98
	1,967,813,815.80	784,196,508.03

	435,042,080.77	53,312,778.18
	60,696,969.12	13,253,003.17
	619,187,419.79	782,145,012.00
	3,082,740,285.48	1,632,907,301.38
	7,312,062,476.04	3,630,266,384.36
	805,370,770.00	473,867,912.00
	1,894,027,132.14	2,198,120,658.09
	28,137,312.00	50,217,436.50
	135,153,637.58	115,753,507.47
	1,744,638,648.71	1,093,630,310.62
	4,551,052,876.43	3,831,154,951.68
	330,073,008.95	241,047,201.74
	4,881,125,885.38	4,072,202,153.42
	12,193,188,361.42	7,702,468,537.78

PAUL XIAOMING LEE

	2019 12 31	2018 12 31
	173,535,371.19	92,372,038.48

	9,600,000.00	15,888,924.38
	41,692,384.78	196,579,584.36
	1,230,107.09	10,259,381.88
	1,101,125,909.57	424,129,601.40
	272,540,000.00	231,540,000.00
	24,548,426.09	71,865,368.38
	1,866,350.09	3,675,908.97
	1,353,598,548.81	814,770,807.85
	4,167,834,622.62	3,726,015,701.19
	78,899,091.13	261,640,636.63
	2,401,314.53	1,987,932.57
	12,163,386.82	43,062,680.63

		2,029,762.92
	9,915,678.59	10,363,131.41
	8,416,961.95	34,049,118.78
	4,279,631,055.64	4,079,148,964.13
	5,633,229,604.45	4,893,919,771.98
	181,264,450.04	60,000,000.00
	178,321,179.75	24,500,000.00
	41,490,200.04	52,176,077.17
	688,175.71	2,618,882.28
	198,382.51	146,120.28
	5,190,155.03	721,755.52
	502,673,483.50	75,925,501.21
	278,227.15	312,112.50
	2,614,667.67	3,302,813.50
	909,826,026.58	216,088,336.46
		1,843,783.93

		1,843,783.93
	909,826,026.58	217,932,120.39
	805,370,770.00	473,867,912.00
	3,651,035,741.69	3,971,775,141.36
	28,137,312.00	50,217,436.50
	107,401,126.59	88,000,996.48
	187,733,251.59	192,561,038.25
	4,723,403,577.87	4,675,987,651.59
	5,633,229,604.45	4,893,919,771.98

	2019	2018
	3,159,561,554.91	2,457,492,825.89
	3,159,561,554.91	2,457,492,825.89
	2,189,218,723.03	1,770,342,951.33
	1,730,301,164.11	1,424,157,266.83

		14,920,443.36	20,436,713.17
		67,250,207.94	49,821,014.06
		122,867,832.09	154,427,730.03
		154,913,207.75	96,649,923.26
		98,965,867.78	24,850,303.98
		98,286,877.98	29,754,907.49
		2,491,822.81	5,211,842.55
		122,210,168.05	91,401,058.32
	" "	1,676,352.85	9,349,761.60
		1,484,572.03	1,188,900.87
	" -"		
	" "		
	" "		
	" -"	-26,343,860.48	
	" -"	-5,191,727.71	-9,947,716.33
	" -"	2,066.58	-108,018.08
	" "	1,062,695,831.17	777,844,960.07
		209,752.60	441,726.22
		975,859.91	162,484.92
	" "	1,061,929,723.86	778,124,201.37
		126,360,948.02	97,780,344.10
	" "	935,568,775.84	680,343,857.27
1.	" "	935,568,775.84	680,343,857.27
2.	" "		
1.		849,837,425.81	518,439,455.43
2.		85,731,350.03	161,904,401.84
1.			
2.			

3.		
4.		
5.		
1.		
2.		
3.		
4.		
5.		
6.		
7.		
8.		
9.		
	935,568,775.84	680,343,857.27
	849,837,425.81	518,439,455.43
	85,731,350.03	161,904,401.84
	1.06	0.72
	1.06	0.72

0

0

PAUL XIAOMING LEE

	2019	2018
	435,495,970.14	358,124,483.35
	326,842,879.99	268,866,755.95
	3,796,804.93	7,294,341.92
	13,460,720.37	15,362,698.72
	41,219,833.24	83,545,927.55
	14,039,341.87	13,823,028.20
	1,981,921.71	-6,431,150.23

	10,247,211.39	789,668.95
	7,882,890.73	6,726,507.87
	1,420,499.05	1,856,403.16
" "	160,000,000.00	200,854,031.81
" _"		
" "		
" "		
" _"	-2,862,924.22	
" _"		-3,076,244.76
" _"		
" "	192,712,042.86	175,297,071.45
	22,800.87	13,140.42
	196,959.99	18,345.68
" "	192,537,883.74	175,291,866.19
	-1,463,417.32	-6,265,723.44
" "	194,001,301.06	181,557,589.63
" "	194,001,301.06	181,557,589.63
" "		
1.		
2.		
3.		
4.		
5.		
1.		
2.		
3.		
4.		
5.		
6.		

7.		
8.		
9.		
	194,001,301.06	181,557,589.63

	2019	2018
	2,801,508,148.87	1,686,774,322.62
	67,271,303.44	41,267,910.62
	440,968,285.34	187,814,380.49
	3,309,747,737.65	1,915,856,613.73
	1,579,794,759.70	1,113,950,318.36
	337,831,154.53	254,655,804.86

	264,858,968.34	220,535,234.72
	363,965,847.31	155,694,305.98
	2,546,450,729.88	1,744,835,663.92
	763,297,007.77	171,020,949.81
	50,000,000.00	395,000,000.00
	1,594,822.87	8,160,860.73
	700,433.05	18,000.00
	52,295,255.92	403,178,860.73
	2,119,188,125.90	1,391,011,543.07
	870,000,000.00	95,000,000.00
	137,055,634.47	64,987,368.55
	3,126,243,760.37	1,550,998,911.62
	-3,073,948,504.45	-1,147,820,050.89
	5,427,097,775.55	1,688,224,502.72
	5,427,097,775.55	1,688,224,502.72
	2,214,426,273.07	680,462,795.03
	337,658,144.35	222,978,621.91
	94,318,151.93	799,335.00
	2,646,402,569.35	904,240,751.94
	2,780,695,206.20	783,983,750.78
	470,043,709.52	-192,815,350.30
	245,612,205.26	438,427,555.56
	715,655,914.78	245,612,205.26

	2019	2018
	340,079,958.02	321,906,270.95
	54,597,180.52	24,007,834.18
	394,677,138.54	345,914,105.13
	28,410,232.07	198,043,573.71
	38,918,909.22	49,000,994.36
	11,038,509.62	25,697,745.17
	108,541,985.69	47,718,531.57
	186,909,636.60	320,460,844.81
	207,767,501.94	25,453,260.32
		236,000,000.00
	119,000,000.00	48,291,715.11
	1,011,286,111.70	85,307,630.62
	1,130,286,111.70	369,599,345.73
	25,091,422.59	44,538,147.18
	860,009,113.00	
	497,691,126.81	339,243,629.89
	1,382,791,662.40	383,781,777.07
	-252,505,550.70	-14,182,431.34
	242,986,222.89	60,000,000.00
	302,510,000.00	
	545,496,222.89	60,000,000.00
	122,000,000.00	
	186,196,599.90	149,109,827.07

	148,385,108.73	799,335.00
	456,581,708.63	149,909,162.07
	88,914,514.26	-89,909,162.07
	44,176,465.50	-78,638,333.09
	82,212,081.32	160,850,414.41
	126,388,546.82	82,212,081.32

	2019										
	473,867,912.00			2,198,120,658.09	50,217,436.50		115,753,507.47	1,093,630,310.62	3,831,154,951.68	241,047,201.74	4,072,202,153.42
	473,867,912.00			2,198,120,658.09	50,217,436.50		115,753,507.47	1,093,630,310.62	3,831,154,951.68	241,047,201.74	4,072,202,153.42
" "	331,502,858.00			-304,093,525.95	-22,080,124.50		19,400,130.11	651,008,338.09	719,897,924.75	89,025,807.21	808,923,731.96
								849,837,425.81	849,837,425.81	85,731,350.03	935,568,775.84
	-204,680.00			27,614,012.05	-22,080,124.50				49,489,456.55	3,294,457.18	52,783,913.73
1											
2											

3				29,162,578.32						29,162,578.32	1,833,115.76	30,995,694.08
4	-204,680.00			-1,548,566.27	-22,080,124.50					20,326,878.23	1,461,341.42	21,788,219.65
							19,400,130.11	-198,829,087.72		-179,428,957.61		-179,428,957.61
1							19,400,130.11	-19,400,130.11				
2												
3								-179,428,957.61		-179,428,957.61		-179,428,957.61
4												
	331,707,538.00			-331,707,538.00								
1	331,707,538.00			-331,707,538.00								
2												
3												
4												
5												
6												
1												
2												
	805,370,770.00			1,894,027,132.14	28,137,312.00		135,153,637.58	1,744,638,648.71		4,551,052,876.43	330,073,008.95	4,881,125,885.38

	2018										
	136,450,000.00			1,731,382,055.06	71,739,195.00		97,597,748.51	743,390,393.27	2,637,081,001.84	841,457,312.90	3,478,538,314.74
	136,450,000.00			1,731,382,055.06	71,739,195.00		97,597,748.51	743,390,393.27	2,637,081,001.84	841,457,312.90	3,478,538,314.74
" "	337,417,912.00			466,738,603.03	-21,521,758.50		18,155,758.96	350,239,917.35	1,194,073,949.84	-600,410,111.16	593,663,838.68
								518,439,455.43	518,439,455.43	161,904,401.84	680,343,857.27
	-55,800.00			804,212,315.03	-21,521,758.50				825,678,273.53	-757,354,513.00	68,323,760.53
1											
2											
3				41,863,390.88					41,863,390.88	5,737,946.16	47,601,337.04
4	-55,800.00			762,348,924.15	-21,521,758.50				783,814,882.65	-763,092,459.16	20,722,423.49
							18,155,758.96	-168,199,538.08	-150,043,779.12	-4,960,000.00	-155,003,779.12

1			18,155,758.96	-18,155,758.96			
2							
3					-150,043,779.12	-150,043,779.12	-4,960,000.00
4							-155,003,779.12
	337,473,712.00	-337,473,712.00					
1	337,473,712.00	-337,473,712.00					
2							
3							
4							
5							

	473,867,912.00				3,971,775,141.36	50,217,436.50			88,000,996.48	192,561,038.25	4,675,987,651.59
	473,867,912.00				3,971,775,141.36	50,217,436.50			88,000,996.48	192,561,038.25	4,675,987,651.59
" "	331,502,858.00				-320,739,399.67	-22,080,124.50			19,400,130.11	-4,827,786.66	47,415,926.28
									194,001,301.06		194,001,301.06
	-204,680.00				10,968,138.33	-22,080,124.50					32,843,582.83
1											
2											
3					12,516,704.60						12,516,704.60
4	-204,680.00				-1,548,566.27	-22,080,124.50					20,326,878.23
									19,400,130.11	-198,829,087.72	-179,428,957.61
1									19,400,130.11	-19,400,130.11	
2										-179,428,957.61	-179,428,957.61
3											
	331,707,538.00				-331,707,538.00						
1	331,707,538.00				-331,707,538.00						
2											
3											
4											

2019

5												
6												
1												
2												
	805,370,770.00				3,651,035,741.69	28,137,312.00			107,401,126.59	187,733,251.59		4,723,403,577.87

2018



2												
3					29,122,347.55							29,122,347.55
4	-55,800.00				3,179,073,151.42	-21,521,758.50						3,200,539,109.92
									18,155,758.96	-168,199,538.08		-150,043,779.12
1									18,155,758.96	-18,155,758.96		
2										-150,043,779.12		-150,043,779.12
3												
	337,473,712.00				-337,473,712.00							
1	337,473,712.00				-337,473,712.00							
2												
3												
4												
5												
6												
1												
2												
	473,867,912.00				3,971,775,141.36	50,217,436.50			88,000,996.48	192,561,038.25		4,675,987,651.59

805,370,770.00

； () ；
 ； () ；
 ； () () ()
 BOPP 1 BOPP 2
 3

2020 3 16

15

			%	%
			100.00	100.00
			100.00	100.00
			100.00	100.00
			100.00	100.00
			100.00	100.00
			100.00	100.00
			100.00	100.00
			90.08	90.08
			100.00	100.00
			100.00	100.00
			100.00	100.00
			82.00	82.00
			100.00	100.00
			100.00	100.00
			100.00	100.00

3

“ ”

“ ”

15 ——

2014

12

1 1 12 31

1 1 12 31

1
2
3

4

1

2

3

4

5

1

2

A.

B.

)


(

)

(

- 1
- 2
- 3

1



i

2

3

1

2

1

2

1

12

2

3

12

1

2

3

4

1

2

" " " 10

"

" " " 10

"

	(%)
6	
6 -1	5
1 2	10
2 3	20
3 4	50
4 5	80
5	100

” “10 ”

“

“

” “ 10

”

	(%)
6	
6 -1	5
1 2	10
2 3	20
3 4	50
4 5	80
5	100

1
2
3

1
2

10

6

1
2

5

1

2

1

22 --

2

22 --

3

22 --

4

5

22 --

1

2

3 @\ # AÑ +O ò ' >Û f Z ~~È~~È € ò >Û Ñj ý <• f

1

22 --

2

1

2

		%	%
			1/ *100
	20	5-10	4.50-4.75

1

2

		20	5%-10%	4.50%-4.75%
		10-13	5%-10%	6.92%-9.50%
		5	5%-10%	18.00%-19.00%
		5	5%-10%	18.00%-19.00%
		5	5%-10%	18.00%-19.00%
		5	5%-10%	18.00%-19.00%

1

2

3

4

5

1

2

3

3

	10	
	50	

1

	3	
	10	

3

4

5


1
6

2

1
2

3

4



1

()

1

2

3

1

2

1

24

2

1

2

3

1.

2.

3.

- 1.
- 2.

- 1.
- 2.
- 3.

:

2019 1 1	2017	2019 7 28	2019-098
22 -	23 -		
24 -	37 -		
2019	2019	2019 10 22	2019-158
2019 6			

2019

(2019)

2019

2019 16

2019 6

30 --

	2018 12 31		2019 1 1	
		246,926,399.78	246,926,399.78	
		1,230,782,697.45	1,230,782,697.45	
		92,914,597.74	92,914,597.74	
	1,570,623,694.97	-1,570,623,694.97		
		133,112,426.06	133,112,426.06	
		373,895,312.46	373,895,312.46	
	507,007,738.52	-507,007,738.52		
	930,156,501.75	1,541,411.91	931,697,913.66	
	267,394,192.31	-2,946,100.55	264,448,091.76	
	157,706,906.56	-2,302,217.92	155,404,688.64	
	53,312,778.18	3,706,906.56	57,019,684.74	

2019 1 1

2017

22 -

23 -

24 -

37 -

<

>

"

"

	2018	12	31	2019	01	01	
			314,208,776.19		314,208,776.19		
			339,840,997.52		246,926,399.78		-92,914,597.74
			1,230,782,697.45		1,230,782,697.45		
					92,914,597.74		92,914,597.74
			57,510,172.25		57,510,172.25		

	3,047,794.85	3,047,794.85	
	10,536,225.02	10,536,225.02	
	3,175,318,286.44	3,175,318,286.44	
	1,043,819,684.10	1,043,819,684.10	
	264,335,297.87	264,335,297.87	
	34,483,188.64	34,483,188.64	
	3,105,838.40	3,105,838.40	
	27,633,034.58	27,633,034.58	
	356,963,917.15	356,963,917.15	
	4,919,243,267.05	4,919,243,267.05	
	7,702,468,537.78	7,702,468,537.78	
	930,156,501.75	931,697,913.66	1,541,411.91
	133,112,426.06	133,112,426.06	
	373,895,312.46	373,895,312.46	
	7,781,859.46	7,781,859.46	

	20,257,450.29	20,257,450.29	
	107,054,434.09	107,054,434.09	
	267,394,192.31	264,448,091.76	-2,946,100.55
	8,262,813.50	8,262,813.50	
	157,706,906.56	155,404,688.64	-2,302,217.92
	1,997,359,082.98	1,993,652,176.42	-3,706,906.56
	784,196,508.03	784,196,508.03	
	53,312,778.18	57,019,684.74	3,706,906.56
	13,253,003.17	13,253,003.17	
	782,145,012.00	782,145,012.00	
	1,632,907,301.38	1,636,614,207.94	3,706,906.56
	3,630,266,384.36	3,630,266,384.36	
	473,867,912.00	473,867,912.00	

	2,198,120,658.09	2,198,120,658.09	
	50,217,436.50	50,217,436.50	
	115,753,507.47	115,753,507.47	
	1,093,630,310.62	1,093,630,310.62	
	3,831,154,951.68	3,831,154,951.68	
	241,047,201.74	241,047,201.74	
	4,072,202,153.42	4,072,202,153.42	
	7,702,468,537.78	7,702,468,537.78	

	2018 12 31	2019 01 01	
	92,372,038.48	92,372,038.48	
	15,888,924.38	15,888,924.38	
	196,579,584.36	196,579,584.36	
	10,259,381.88	10,259,381.88	
	424,129,601.40	424,129,601.40	
	231,540,000.00	231,540,000.00	
	71,865,368.38	71,865,368.38	
	3,675,908.97	3,675,908.97	
	814,770,807.85	814,770,807.85	

	3,726,015,701.19	3,726,015,701.19	
	261,640,636.63	261,640,636.63	
	1,987,932.57	1,987,932.57	
	43,062,680.63	43,062,680.63	
	2,029,762.92	2,029,762.92	
	10,363,131.41	10,363,131.41	
	34,049,118.78	34,049,118.78	
	4,079,148,964.13	4,079,148,964.13	
	4,893,919,771.98	4,893,919,771.98	
	60,000,000.00	60,312,112.50	312,112.50
	24,500,000.00	24,500,000.00	
	52,176,077.17	52,176,077.17	
	2,618,882.28	2,618,882.28	
	146,120.28	146,120.28	
	721,755.52	721,755.52	
	75,925,501.21	75,613,388.71	-312,112.50

	312,112.50	312,112.50
	3,302,813.50	3,302,813.50
	216,088,336.46	216,088,336.46
	1,843,783.93	1,843,783.93
	1,843,783.93	1,843,783.93
	217,932,120.39	217,932,120.39
	473,867,912.00	473,867,912.00
	3,971,775,141.36	3,971,775,141.36
) j +		

2019 1 1

2019 1 1

2018 12 31		2019 1 1	
1	2	1	2
246,926,399.78		246,926,399.78	246,926,399.78
1,230,782,697.45		1,230,782,697.45	1,230,782,697.45
1,570,623,694.97	-1,570,623,694.97	-1,570,623,694.97	
fl ž a "	92,914,597.74	92,914,597.74	92,914,597.77

€ € €

€


e

€

p c, n ž ð s

€

g g „ ð s



		16% 13% 10% 9% 6%
		7% 5% 1%
		25% 15% 16.5%

	15%
	15%
	25%
	25%
	25%
	25%
	15%
	15%
	15%
	15%
	25%
	15%
	25%
	25%
	25%
	16.5%

2012 12

15%

(2018)

<

>

2016 32

15%

16.5%

	14,120.97	16,211.66
	715,641,793.81	245,595,993.60
	295,898,721.28	68,596,570.93
	1,011,554,636.06	314,208,776.19

	214,406,111.22	52,350,319.21
	76,230,110.06	16,136,251.72
	5,262,500.00	110,000.00
	295,898,721.28	68,596,570.93

	55,600,772.01	97,833,343.78
	129,681,136.26	149,093,056.00
	185,281,908.27	246,926,399.78

	587,459,422.72	9,886,495.00
		31,321,344.41
	587,459,422.72	41,207,839.41

	18,996,000.00
	18,996,000.00

	7,129,136.06	7,129,136.06	100.00%	
	5,075,381.00	5,075,381.00	100.00%	
	2,845,087.00	2,845,087.00	100.00%	
	1,790,545.00	1,790,545.00	100.00%	
	39,106.26	39,106.26	100.00%	
	16,879,255.32	16,879,255.32	--	--

1				

3		15,647,900.70
3	4	10,637,971.96
4	5	3,407,200.00
5		1,602,728.74
		1,471,625,093.78

	977,979.10	16,879,255.32	977,979.10		16,879,255.32
	20,082,130.61	10,309,575.54			30,391,706.15
	21,060,109.71	27,188,830.86	977,979.10		47,270,961.47

1	109,143,688.45	7.42%	
2	107,200,343.75	7.28%	
3	71,285,934.71	4.84%	2,715.79
4	66,937,518.20	4.55%	1,944,863.47
5	55,245,141.75	3.75%	5,570.70
	409,812,626.86	27.84%	

		300,000,000.00	-1,372,000.01

	9,886,495.00	
	172,649,102.54	92,914,597.74
	182,535,597.54	92,914,597.74

2019 12 31

1	104,123,431.87	98.87%	55,489,242.51	96.48%
1 2	927,210.61	0.88%	1,826,261.07	3.18%
2 3	92,215.61	0.09%	73,052.45	0.13%
3	165,738.99	0.16%	121,616.22	0.21%
	105,308,597.08	--	57,510,172.25	--

1

	589,250.00	1-2	

		(%)		
1	19,987,080.08	18.98	1	
2	11,646,909.72	11.06	1	

3	8,229,127.68	7.81	1	
4	5,248,564.69	4.98	1	
5	4,663,202.45	4.43	1	
	49,774,884.62	47.26	—	—

	1,188,900.87	1,403,042.05
	830,448,417.93	6,183,480.69
	831,637,318.80	7,586,522.74

()		
	1,188,900.87	1,403,042.05
	1,188,900.87	1,403,042.05

2019 12 31

	820,000,000.00	
	1,084,905.66	
	4,438,003.35	4,480,620.96
	2,696,682.56	814,470.81
	1,203,121.38	1,059,860.37
	1,769,896.21	439,711.06
	831,192,609.16	6,794,663.20

1	1	829,154,408.78
	6	827,914,744.31
	6 -1	1,239,664.47
1	2	1,392,056.20
2	3	176,052.24
3		470,091.94
3	4	14,600.00
4	5	157,534.54
5		297,957.40
		831,192,609.16

--	--	--	--

	207,534.54	50,000.00			257,534.54
	403,647.97	83,008.72			486,656.69
	611,182.51	133,008.72			744,191.23

		820,000,000.00	6	98.65%	
		1,084,905.66	6	0.13%	
		612,000.00	6	0.07%	
		500,000.00	6	0.06%	
		455,183.48	6	0.05%	
	--	822,652,089.14	--	98.96%	

	112,792,578.57	23,191.84	112,769,386.73	93,943,064.43	229,860.00	93,713,204.43
	31,577,592.12	436,222.88	31,141,369.24	36,999,507.84	436,222.88	36,563,284.96
	560,323,330.51	5,570,216.82	554,753,113.69	305,632,537.25	378,489.11	305,254,048.14
	16,721,617.70		16,721,617.70	11,999,642.07		11,999,642.07
	30,118,007.46		30,118,007.46	9,648,543.44		9,648,543.44
	91,289.59		91,289.59	258,696.91		258,696.91
	13,635,262.44		13,635,262.44	14,692,207.67		14,692,207.67
	765,259,678.39	6,029,631.54	759,230,046.85	473,174,199.61	1,044,571.99	472,129,627.62

	229,860.00			206,668.16		23,191.84
	436,222.88					436,222.88
	378,489.11	5,191,727.71				5,570,216.82
	1,044,571.99	5,191,727.71		206,668.16		6,029,631.54

	523,124,562.78	361,166,476.96
	523,124,562.78	361,166,476.96

	()									()	
	3,047,794.85			1,484,572.03			1,188,900.87			3,343,466.01	
	3,047,794.85			1,484,572.03			1,188,900.87			3,343,466.01	
	3,047,794.85			1,484,572.03			1,188,900.87			3,343,466.01	

2019

1.	10,001,993.90			10,001,993.90
2.	10,536,225.02			10,536,225.02

	10,001,993.90	

	4,936,597,979.17	3,175,318,286.44
	4,936,597,979.17	3,175,318,286.44

1.	732,100,703.94	3,284,619,115.52	18,854,836.11	41,738,501.83	4,077,313,157.40
2.	166,245,603.45	1,881,982,298.80	3,480,510.78	14,393,632.12	2,066,102,045.15
1	605,663.39	16,468,385.30	170,956.60	2,024,611.67	19,269,616.96
2	165,429,940.06	1,858,835,127.86	3,309,554.18	12,341,418.43	2,039,916,040.53
3	210,000.00	6,678,785.64		27,602.02	6,916,387.66
3.		26,198,420.87	239,013.00	77,351.41	26,514,785.28
1		26,198,420.87	239,013.00	77,351.41	26,514,785.28
4.	898,346,307.39	5,140,402,993.45	22,096,333.89	56,054,782.54	6,116,900,417.27
1.	148,772,819.58	726,450,827.08	10,481,614.01	16,289,610.29	901,994,870.96
2.	33,807,210.83	256,089,254.44	2,101,490.46	4,456,367.82	296,454,323.55

1	33,793,210.83	255,603,075.79	2,101,490.46	4,423,445.74	295,921,222.82
2	14,000.00	486,178.65		32,922.08	533,100.73
3.		17,860,876.57	257,003.65	28,876.19	18,146,756.41
1		17,860,876.57	257,003.65	28,876.19	18,146,756.41
4.	182,580,030.41	964,679,204.95	12,326,100.82	20,717,101.92	1,180,302,438.10
1.					
2.					
1					
3.					
1					
4.					
1.	715,766,276.98	4,175,723,788.50	9,770,233.07	35,337,680.62	4,936,597,979.17
2.	583,327,884.36	2,558,168,288.44	8,373,222.10	25,448,891.54	3,175,318,286.44

	2,105,695.50	685,133.86		1,420,561.64	
	9,135,247.28	4,427,080.56		4,708,166.72	
	11,240,942.78	5,112,214.42		6,128,728.36	

	433,179,173.14	

1

2

“ ” “81”

”

	1,546,045,179.46	1,036,991,443.87
	8,229,616.39	6,828,240.23
	1,554,274,795.85	1,043,819,684.10


30	-			263,794.64		263,794.64
	1,724,137.93		1,724,137.93	1,724,137.93		1,724,137.93
	64,902,750.98		64,902,750.98	31,137,455.46		31,137,455.46
				54,978,665.35		54,978,665.35
	62,430,402.45		62,430,402.45			
	886,052,455.29		886,052,455.29	24,820,105.62		24,820,105.62
	524,639,042.67		524,639,042.67	924,067,284.87		924,067,284.87

7 BOPP	91,958.23		91,958.23			
	6,204,431.91		6,204,431.91			
	1,546,045,179.46		1,546,045,179.46	1,036,991,443.87		1,036,991,443.87



- 30 284,000,000.00 263,794.64 27,383,241.82 27,647,036.46 100.00 100.00 % %

h -



0% 0%

“ ” “81 ”

	5,579,312.22	5,579,312.22	4,758,642.64	4,758,642.64
	2,534,766.90	2,534,766.90	2,069,597.57,0	

2.	34,017,613.37			7,200,078.59	41,217,691.96
1	26,021,769.95			7,200,078.59	33,221,848.54
2					
3	7,995,843.42				7,995,843.42
3.					
1					
4.	320,805,666.11			10,443,016.49	331,248,682.60
1.	25,112,350.35			583,342.42	25,695,692.77
2.	6,099,049.85			685,519.03	6,784,568.88
1	6,020,288.01			685,519.03	6,705,807.04
2	78,761.84				78,761.84
3.					
1					
4.	31,211,400.20			1,268,861.45	32,480,261.65
1.					
2.					
1					
3.					
1					
4.					
1.	289,594,265.91			9,174,155.04	298,768,420.95
2.	261,675,702.39			2,659,595.48	264,335,297.87

0.00% p

“ ” “81” ”

	34,483,188.64	9,671,444.70				44,154,633.34
	34,483,188.64	9,671,444.70				44,154,633.34

1

100% 34,483,188.64 200,000,000.00 165,516,811.36

5% 7.35%

2020 2024 2024

2

			20,000,000.00	10,328,555.30
100%	9,671,444.70			

	367,904,948.73	60,696,969.12	88,353,354.51	13,253,003.17
	367,904,948.73	60,696,969.12	88,353,354.51	13,253,003.17

		94,713,958.19		27,633,034.58
		60,696,969.12		13,253,003.17

2018 54

2018

1 1 2019 12 31

500

	194,394,615.91	313,614,324.12
	9,556,037.22	35,696,267.52
1	1,350,000.00	1,350,000.00
2	7,401,936.18	6,290,598.24
		12,727.27
	13,000,000.00	
	225,702,589.31	356,963,917.15

1

1300

7,401,936.18

182,410,437.58	165,456,832.70
34,900,000.00	48,900,000.00
2,282,265,288.87	625,749,669.05
169,486,222.89	90,050,000.00
1,303,083.49	1,541,411.91
2,670,365,032.83	931,697,913.66

182,535,597.54

182,410,437.58

e

4,121,169.85

9,522,666.42



	19,271,150.61	332,492,843.36	332,422,802.60	19,341,191.37
-	986,299.68	32,747,073.25	32,880,512.41	852,860.52
		21,000.00	21,000.00	
	20,257,450.29	365,260,916.61	365,324,315.01	20,194,051.89

1	18,070,896.18	284,453,137.10	285,196,818.30	17,327,214.98
2		13,176,125.51	13,176,125.51	
3	478,387.99	18,812,503.01	18,378,739.65	912,151.35
	430,592.81	15,613,733.43	15,205,548.57	838,777.67
	4,343.04	903,860.64	896,359.64	11,844.04
	43,452.14	2,055,263.84	2,037,186.34	61,529.64
4	227,187.04	12,757,302.06	12,685,113.10	299,376.00
5	494,679.40	3,293,775.68	2,986,006.04	802,449.04
	19,271,150.61	332,492,843.36	332,422,802.60	19,341,191.37

1	920,247.48	31,740,725.08	31,843,374.45	817,598.11

2	66,052.20	1,006,348.17	1,037,137.96	35,262.41
	986,299.68	32,747,073.25	32,880,512.41	852,860.52

		28,116,303.25		41,204,390.35
		46,448,805.71		62,135,029.07
		482,324.73		518,362.69
		747,573.66		769,263.39
		52,432.61		54,784.82
		412,047.52		111,716.00
		881,666.86		1,893,662.41
		113,562.29		367,225.36
		77,254,716.63		107,054,434.09

		7,574,667.67		8,262,813.50
		91,083,316.69		256,185,278.26
		98,657,984.36		264,448,091.76

		7,574,667.67		8,262,813.50
		7,574,667.67		8,262,813.50

	44,736,010.00	160,000,000.00
	28,137,312.00	50,217,436.50
	7,039,200.00	26,812,000.00
		10,584,905.66

	1,223,607,871.03	938,196,508.03
	1,188,354,691.89	
	-444,148,747.12	-154,000,000.00
	1,967,813,815.80	784,196,508.03

1.		2,007,906,107.28	258,657,873.15
168,134,760.83	1,223,607,871.03	81	
2.			()
4.			

	39,360,484.74	392,443,592.21	14,421,196.18	417,382,880.77	
	17,659,200.00			17,659,200.00	
	57,019,684.74	392,443,592.21	14,421,196.18	435,042,080.77	--

								/
1	3,541,667.01			339,999.96			3,201,667.05	
2	867,924.56			113,207.52			754,717.04	
3	366,666.57			50,000.04			316,666.53	
4	609,192.80			34,977.60			574,215.20	
9000								
5	21,624,720.48			2,696,405.76			18,928,314.72	
6	12,350,313.32			1,080,781.56			11,269,531.76	
7		194,681,000.00		3,577,074.05			191,103,925.95	
8		162,957,592.21		6,528,749.69			156,428,842.52	

9		26,812,000.00					26,812,000.00	
10		4,000,000.00					4,000,000.00	
11		1,000,000.00					1,000,000.00	
12		2,698,600.00					2,698,600.00	
13		294,400.00					294,400.00	
14	17,659,200.00						17,659,200.00	
	57,019,684.74	392,443,592.21		14,421,196.18			435,042,080.77	

1 2009 2012 35kv

680 35kv 35kv 2009

5 31 20

2 2017 11 2016

100 10

6 10

3 2016 5 50

4 2017 11 10 50

5 2011 7 2011

2011 1387 9000

1,200.00

2011 6 9000

2011 2011 298

9000 1,200.00

2013 3 2012

2012 141 2012

2013 5 9000

700.00 9000 300.00

9000 3,400.00 9000

13 2019 12 31 9000

15,071,685.28 2013 1,454,615.38

2014 1,454,615.38 2015 1,804,358.98 2016 2,350,833.31 2017 2,618,458.17

2018 2,692,398.30 2019 2,696,405.76

6 2017 2017

2017 12 1,350.00

2019 12 31

	2,230,468.24	2017	90,065.13	2018	1,059,621.55	2019	1,080,781.56	
7		2019	9					
19,468.10			2019	12	31			
8	“	”	“	52	”			
						2019	12	31
			16,295.76	2019		652.87		4
9								
								2,681.20
	2019	12	31					
10		2019						
		400						
				2019	12	31		
11			2018					
	2018	16						100
2019	12	31						
12								
								269.86
			2019	12	31			
13								
								29.44
								2019
								12
								31
14	2018	3						
6,949.92								5,184.00
			1,765.92					

--	--	--

	619,187,419.79	782,145,012.00
	619,187,419.79	782,145,012.00

		+ -					
	473,867,912.00			331,707,538.00	-204,680.00	331,502,858.00	805,370,770.00

1					
“	”			331,707,538.00	
2					
“	”			1,753,246.27	
204,680.00	-		1,548,566.27		204,680.00

	2,123,710,709.48		333,256,104.27	1,790,454,605.21
	74,409,948.61	29,162,578.32		103,572,526.93
	2,198,120,658.09	29,162,578.32	333,256,104.27	1,894,027,132.14

1			
“	”	“53	” 1
331,707,538.00			
2			
“	”		29,162,578.32

3

“ ” “53 ” 1 1,548,566.27

	50,217,436.50		22,080,124.50	28,137,312.00
	50,217,436.50		22,080,124.50	28,137,312.00

1

2 “ ” 2019 7 22 2,484,720.00

20,399,701.70

3 “ ” “53 ” 2 204,680.00

1,680,422.80

	93,183,145.10	19,400,130.11		112,583,275.21
	21,153,681.64			21,153,681.64
	1,416,680.73			1,416,680.73
	115,753,507.47	19,400,130.11		135,153,637.58

10%

	1,093,630,310.62	743,390,393.27
	1,093,630,310.62	743,390,393.27
	849,837,425.81	518,439,455.43
	19,400,130.11	18,155,758.96

	179,428,957.61	150,043,779.12
	1,744,638,648.71	1,093,630,310.62

- 1) 0.00
- 2) 0.00
- 3) 0.00
- 4) 0.00
- 5) 0.00

	3,126,340,216.38	1,701,271,664.79	2,430,868,011.35	1,401,253,315.26
	33,221,338.53	29,029,499.32	26,624,814.54	22,903,951.57
	3,159,561,554.91	1,730,301,164.11	2,457,492,825.89	1,424,157,266.83

	3,006,771.05	4,032,092.17
	3,206,664.97	6,896,563.49
	5,709,257.96	3,028,001.16
	1,805,288.18	1,714,234.22
	28,717.50	26,382.50
	1,133,217.48	4,729,048.41
	30,526.22	10,391.22
	14,920,443.36	20,436,713.17

--	--	--

	41,986,808.20	30,469,758.69
	12,329,938.44	10,674,717.22
	4,063,055.23	4,126,652.22
	3,009,489.50	2,417,921.82
	5,860,916.57	2,131,964.11
	67,250,207.94	49,821,014.06

	50,242,454.74	46,085,881.72
	30,995,694.08	47,601,337.04
	15,022,235.90	11,684,956.68
	8,193,514.18	28,479,319.22
	1,942,171.16	3,341,121.00
	4,039,640.70	3,709,736.80
	2,881,295.77	3,063,897.29
	2,170,444.23	2,311,904.37
	7,380,381.33	8,149,575.91
	122,867,832.09	154,427,730.03

	66,358,175.43	35,263,342.25
	55,139,449.81	35,792,833.53
	11,569,371.05	8,486,515.15
	8,544,370.45	6,800,881.25
	13,301,841.01	10,306,351.08
	154,913,207.75	96,649,923.26

--	--	--

	98,286,877.98	29,754,907.49
	2,491,822.81	5,211,842.55
	-2,068,326.97	-192,424.75
	5,239,139.58	499,663.79
	98,965,867.78	24,850,303.98

	121,993,732.08	91,358,617.68
	216,435.97	42,440.64
	122,210,168.05	91,401,058.32

	1,484,572.03	1,188,900.87
	191,780.82	8,160,860.73
	1,676,352.85	9,349,761.60

	-26,343,860.48	
	-26,343,860.48	

		-9,969,871.54
	-5,191,727.71	22,155.21
	-5,191,727.71	-9,947,716.33

	2,066.58	-108,018.08

		1,000.00	
		88,929.18	
	209,752.60	351,797.04	209,752.60
	209,752.60	441,726.22	209,752.60

	612,015.00		612,015.00
		17,000.00	
	363,844.91	145,484.92	363,844.91
	975,859.91	162,484.92	975,859.91

	145,997,905.67	88,509,390.37
	-19,636,957.65	9,270,953.73



126,360,94

	235,887,901.91	16,021,108.08
	37,396,905.66	48,696,444.50
	37,970,592.47	54,236,362.46
	44,182,050.59	31,555,056.47
	5,190,997.60	768,115.00
	1,882,211.75	2,079,200.81
	1,455,187.33	2,338,018.66
	363,965,847.31	155,694,305.98

	91,480,000.00	
	1,753,246.27	799,335.00
	1,084,905.66	
	94,318,151.93	799,335.00

1	--	--
	935,568,775.84	680,343,857.27
	31,535,588.19	9,947,716.33
	296,455,453.94	161,441,123.62
	6,705,807.04	3,650,661.53
	1,183,881.89	1,678,617.96
" "	-2,066.58	108,018.08

	715,655,914.78	245,612,205.26
	14,120.97	16,332.14
	715,641,793.81	244,635,873.12
		960,000.00
	715,655,914.78	245,612,205.26

	295,898,721.28	
	2,074,293,586.47	
	191,263,754.86	
	182,535,597.54	
	258,657,873.15	
	3,002,649,533.30	--

	--	--	85,418,548.39
	10,147,542.23	6.9762	70,791,284.10
	8,122.12	7.8155	63,478.43
	14,788.77	0.8958	13,247.78
	226,997,473.95	0.0641	14,550,538.08
	--	--	160,741,020.34
	18,017,686.19	6.9762	125,694,982.42

	546,740,061.15	0.0641	35,046,037.92
	--	--	316,646,608.97
	4,939,884,695.32	0.0641	316,646,608.97
		—	80,933,160.00
	5,350,000.00	6.9762	37,322,670.00
	5,580,000.00	7.8155	43,610,490.00
		—	2,026,468.80
	199,200.00	6.9762	1,389,659.04
	9,934,629.64	0.0641	636,809.76
		—	17,916.00
	20,000.00	0.8958	17,916.00

	392,443,592.21		14,421,196.18
	107,572,535.90		107,572,535.90
	500,016,128.11		121,993,732.08

			/
2017 10 11		5,400.00	
2017		1,469,000.00	
“		30,000.00	
2017		3,300.00	
2017		8,000.00	
2018		30,000.00	
2017		112,518.00	
		50,000.00	
2017		150,000.00	
2017		190,000.00	
2018		30,000.00	
2017		72,505.00	
/ / / /		1,077,000.00	
/	50,000.00	219,500.00	
“2018”		100,000.00	
2017		59,705.00	
		52,572.99	
		24,500.00	
“		20,400.00	
- ”		19,510.22	
		8,000.00	
		4,000.00	

		12,656,500.00	
-2017		500,000.00	
		1,500,000.00	
-		4,088,906.00	
		205,000.00	
--		93,127.50	
		1,605,000.00	
-		2,000,000.00	
-		1,140,000.00	
		187,443.00	
		13,525.00	
		3,000.00	
-		7,500,000.00	
		51,840,000.00	
35kv	¹	339,999.96	339,999.96
	³	50,000.04	50,000.04
	²	113,207.52	113,207.52
2017	⁴	34,977.60	34,977.60
9000	⁵	2,696,405.76	2,692,398.30
	⁶	1,080,781.56	1,059,621.55
	⁷	3,577,074.05	
	⁸	6,528,749.69	
2018		63,100.00	
		13,200.00	
2017		600.00	
2019		462,000.00	
		255,148.38	
2019		900,000.00	
2019		945,500.00	
2018		655,300.00	
		603,045.00	
		2,215.00	
		183,600.00	
		33,816,500.00	
		3,000,000.00	
		2,000.00	
		81,359.23	

	10,328,555.30	6,658,318.00
/	9,671,444.70	

	449,181.58	449,181.58	4,417,491.95	4,417,491.95
	3,300,095.67	3,300,095.67	420,000.00	420,000.00
	3,181,592.09	3,181,592.09	1,196,480.57	1,196,480.57
	6,410,117.16	6,410,117.16		
			7,917,081.58	7,797,422.16
	1,542,196.88	1,542,196.88		
	333,919.51	333,919.51	21,328.18	21,328.18
	739,590.38	739,590.38	303,994.09	303,994.09
			2,128,074.96	2,128,074.96
			27,509.14	27,509.14
	905,526.31	905,526.31		
	3,894,891.51	3,894,891.51	2,246,130.64	2,246,130.64
	119,616.00	119,616.00		
			31,970.41	31,970.41
	2,519,156.77	2,519,156.77	6,034,200.00	6,034,200.00
	10,328,555.30	10,328,555.30	8,119,659.42	8,000,000.00
			1,461,341.42	1,440,000.00
	10,328,555.30	10,328,555.30	6,658,318.00	6,560,000.00

1. [2020] 01022

2. [2019] 01221

				100.00%		
				100.00%		
				100.00%		
			Bopp	100.00%		
			Bopp		100.00%	
				90.08%		
					100.00%	
					100.00%	
					100.00%	
					100.00%	
					100.00%	
				100.00%		
					100.00%	
					100.00%	
					82.00%	

	9.92%	85,731,350.03		328,611,667.53

	3,259,	6,575,	9,835,	3,443,	3,077,	6,521,	1,808,	4,314,	6,123,	2,065,	1,627,	3,693,
	769,51	640,13	409,65	437,67	893,01	330,69	491,56	878,10	369,67	936,51	521,85	458,36
	8.17	4.66	2.83	5.48	9.66	5.14	8.75	1.41	0.16	1.86	0.44	2.30

	/	/
	12,274,453.10	10,617,104.68
	236,281.64	265,128.60
	12,510,734.74	10,882,233.28
	4,152,069.71	3,605,881.07
	4,152,069.71	3,605,881.07
	8,358,665.03	7,276,352.21
	3,343,466.01	3,047,794.85
	3,343,466.01	3,047,794.85
	31,505,422.58	29,261,813.93
	3,711,430.07	2,972,252.18
	3,711,430.07	2,972,252.18
	1,188,900.87	1,403,042.05

1

GDP

2019 12 31

	185,281,908.27	
	1,471,625,093.78	47,270,961.47
	182,535,597.54	
	832,381,510.03	744,191.23
	2,671,824,109.62	48,015,152.70

2019 12 31

2

2019 12 31

1,320,386.40

536,631.18

2019 12 31

	1	1-5	5	
	2,670,365,032.83			2,670,365,032.83
	522,674,089.50			522,674,089.50
	382,691,559.85			382,691,559.85
	98,657,984.36			98,657,984.36
	448,243,627.51	1,967,813,815.80		2,416,057,443.31
	4,122,632,294.05	1,967,813,815.80		6,090,446,109.85

	1	1-5	5	
	931,697,913.66			931,697,913.66
	133,112,426.06			133,112,426.06
	373,895,312.46			373,895,312.46
	264,448,091.76			264,448,091.76
	155,404,688.64	784,196,508.03		939,601,196.67
	1,858,558,432.58	784,196,508.03		2,642,754,940.61

3

1

2019 12 31

	70,791,284.10	63,478.43	14,550,538.08	13,247.78	85,418,548.39

	125,694,982.42		35,046,037.92		160,741,020.34
	196,486,266.52	63,478.43	49,596,576.00	13,247.78	246,159,568.73
	37,322,670.00	43,610,490.00			80,933,160.00
	1,389,659.04		636,809.76		2,026,468.80
				17,916.00	17,916.00
			316,646,608.97		316,646,608.97
	38,712,329.04	43,610,490.00	317,283,418.73	17,916.00	399,624,153.77

	10,099,760.70	64,300.15	7,195.42	10,171,256.27
	54,887,723.92			54,887,723.92
	64,987,484.62	64,300.15	7,195.42	65,058,980.19
	3,291,696.01		9,015,541.34	12,307,237.35
	3,291,696.01		9,015,541.34	12,307,237.35

2019 12 31

10%

-987.80

2018

448.39)

2

2019 12 31

241,196.26

“ ” “45 ”

2019 12 31

50

559.76 2018 576.16)

2019 12 31

2019 12 31

SHERRY LEE

9.1%

PAUL XIAOMING LEE

17.0%

JERRY YANG LI

2.2%

53.7%

8.7%

16.6%

PAUL XIAOMING LEE	
YAN MA	
YANYANG HUI	

/

		31,505,422.58	40,000,000.00		29,261,813.93

/

		17,108,807.77	13,806,054.76

--	--	--	--

		2,285.72	2,285.72
		3,142.84	3,142.84
		22,857.15	22,857.15
	—	28,285.71	28,285.71

	40,000,000.00	2019 05 06		
	300,000,000.00	2019 08 16	2020 08 16	
	36,000,000.00	2019 09 16	2020 08 22	
	40,000,000.00	2019 08 23	2021 08 23	
	44,000,000.00	2019 03 14	2020 03 13	
	35,000,000.00	2019 03 25		
	78,000,000.00	2018 10 19	2021 10 19	
	22,300,000.00	2019 11 13	2022 11 13	
	4,000,000.00	2019 07 22		
	18,000,000.00	2019 08 29	2020 08 29	
	35,000,000.00	2019 04 12	2020 04 02	
	1,300,000,000.00	2019 05 17		
	100,000,000.00	2019 10 30	2021 12 31	
	43,344,000.00	2019 11 14		
	550,000,000.00	2019 12 17	2022 12 17	
	280,000,000.00	2019 03 13	2022 03 13	
	100,000,000.00	2019 07 30	2020 06 23	
	110,000,000.00	2019 09 10	2020 07 24	
	90,000,000.00	2019 12 06		
	200,000,000.00	2019 06 26	2022 06 25	
	100,000,000.00	2019 11 19	2024 11 18	
	220,000,000.00	2019 12 03	2020 11 18	
	100,000,000.00	2019 06 04	2020 06 04	

	200,000,000.00	2019 11 13	2020 11 01	
	100,000,000.00	2019 08 22	2020 07 10	
	150,000,000.00	2019 11 13		
	300,000,000.00	2019 06 20	2022 06 20	
	100,000,000.00	2019 07 25	2025 07 24	
	66,000,000.00	2019 09 30	2020 08 30	
	300,000,000.00	2018 12 28	2020 12 28	
	200,000,000.00	2018 08 31	2021 08 31	
	50,000,000.00	2018 12 04	2019 12 04	
	1,000,000,000.00	2019 01 15	2023 08 13	
	750,000,000.00	2019 08 01	2025 08 01	
	100,000,000.00	2019 05 14	2020 05 07	
	170,000,000.00	2019 07 04	2020 07 03	
	30,000,000.00	2019 08 05	2020 08 05	
	50,000,000.00	2019 03 21		
	50,000,000.00	2019 12 11	2024 12 11	
	35,000,000.00	2019 11 01	2020 11 01	
	35,000,000.00	2018 12 17	2019 12 17	
	100,000,000.00	2019 04 03	2020 03 23	
	80,000,000.00	2019 03 12	2020 03 12	
	1,500,000,000.00	2019 09 17	2024 12 31	
	100,000,000.00	2019 07 25	2020 07 25	
	100,000,000.00	2019 12 04	2020 11 27	

	35,000,000.00	2019 03 05		
	50,000,000.00	2019 03 26	2020 03 26	
	100,000,000.00	2019 03 19	2020 03 18	
	30,000,000.00	2019 05 06		

2019 12 31

1

26,300,000.00

273,000,000.00

3,109,344,000.00

53,000,000.00

430,000,000.00

200,000,000.00

300,000,000.00

2,220,000,000.00

1,500,000,000.00

135,000,000.00

30,000,000.00

35,000,000.00

2

PAUL XIAOMING LEE	1,000,000,000.00	2017 8 14	2025 8 13	
	1,000,000,000.00	2017 8 14	2025 8 13	
PAUL XIAOMING LEE	20,000,000.00	2017 6 30	2020 6 29	
	20,000,000.00	2017 6 30	2020 6 29	
PAUL XIAOMING LEE	50,000,000.00	2017 6 15	2020 4 4	
PAUL XIAOMING LEE	220,000,000.00	2017 6 6	2020 6 6	
PAUL XIAOMING LEE	50,000,000.00	2017 9 20	2022 9 20	
PAUL XIAOMING LEE	98,000,000.00	2017 7 25	2020 10 31	
PAUL XIAOMING LEE YAN MA	200,000,000.00	2017 10 1	2021 6 30	
	200,000,000.00	2017 10 1	2021 6 30	
PAUL XIAOMING LEE YAN MA	50,000,000.00	2017 8 18	2024 8 18	
YANYANG HUI	50,000,000.00	2017 8 18	2024 8 18	

	80,000,000.00	2018 4 20	2020 4 20	
PAUL XIAOMING LEE	120,000,000.00	2018 7 13	2021 7 13	
	3,158,000,000.00	—	—	
PAUL XIAOMING LEE				1,300,000,000.00

PAUL XIAOMING LEE

50,000,000.00

	4,499,133.69	6,905,077.39

	8,511,205.44	7,288,666.39

	0.00
	2,484,720.00
	204,680.00
	8.426

2017	4	20	2016	2017	
2017	6	1		2017	
			84		
257.00			2017	6	1
				28.65	/
	2,570,000.00		71,060,500.00		29
			8,738,000.00		1
		2,570,000.00			
					8.426
					/
			12	24	36

	12	24
		30%
	24	36
		30%
	36	48
		40%

	2016	2017
		5%

	2016	2018	7%
	2016	2019	9%

“ ”

	90	90	80	80	70	70
	100%	80%	50%			0

	66,721,700.83
	12,516,704.60

1

	2019	2018	2017
			1,002.00

2

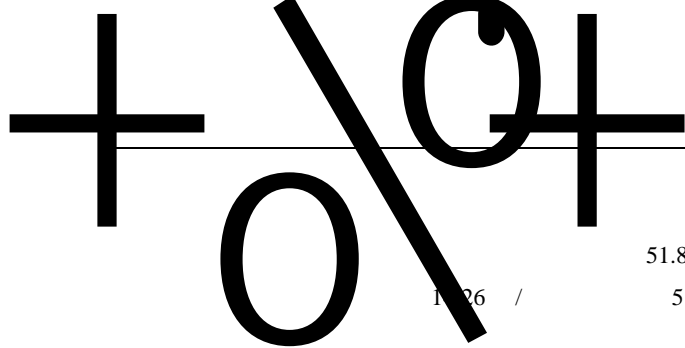
	2019	2018	2017
	50,817,221.07	32,338,231.59	13,859,242.11
	18,478,989.48	18,478,989.48	13,859,242.11

2017 4 14

2016

1,002.00

“ ” 40 5.50 /
11 -



2019

2017 3233

51.80

14.26 /

1.26 /

5.50 /

87,775,200.00

5

2021

1

2

3

1

10%

2

10%

75%

75%

1

2

2

3C

BOPP
BOPP

BOPP

		BOPP			
.	195,204.27	63,099.16	75,012.73	-17,360.00	315,956.16
	195,204.27	63,099.16	57,652.73		315,956.16
			17,360.00	-17,360.00	
.	108,091.97	57,645.34	71,874.72	-15,536.60	222,075.43
		148.46			148.46
	333.15	73.63	112.39		519.17
	24,693.29	1,905.86	3,803.80	-21.86	30,381.09
.	98,944.04	5,752.36	19,319.97	-17,823.40	106,192.97
.	12,521.31	608.79	-207.69	-286.31	12,636.09
.	86,422.73	5,143.57	19,527.67	-17,537.09	93,556.88
.	983,540.97	80,181.85	655,969.56	-500,373.53	1,219,318.84
.	652,133.07	38,437.34	121,516.68	-80,880.85	731,206.25
.					

	41,764,973.38	100.00%	72,588.60	0.17%	41,692,384.78	204,777,649.31	100.00%	8,198,064.95	4.00%	196,579,584.36
	30,282,737.52	72.51%	72,588.60	0.24%	30,210,148.92	204,777,649.31	100.00%	8,198,064.95	4.00%	196,579,584.36
	11,482,235.86	27.49%			11,482,235.86					
	41,764,973.38	100.00%	72,588.60	0.17%	41,692,384.78	204,777,649.31	100.00%	8,198,064.95	4.00%	196,579,584.36

1	30,234,689.15	34,042.43	0.11%
6	30,225,342.01	33,575.07	0.11%
6 -1	9,347.14	467.36	5.00%
1 2			
2 3			
3 4			
4 5	47,511.00	38,008.80	80.00%
5	537.37	537.37	100.00%
	30,282,737.52	72,588.60	--

1	1	41,715,862.81
6		41,706,021.22
6	-1	9,841.59
1	2	1,062.20
3		48,048.37
4	5	47,511.00
5		537.37
		41,764,973.38

	8,198,064.95	-8,125,476.35		72,588.60

	8,198,064.95	-8,125,476.35			72,588.60
--	--------------	---------------	--	--	-----------

1	18,082,736.71	43.30%		27,459.63
2	11,480,679.21	27.49%		
3	3,867,006.40	9.26%		
4	2,336,545.00	5.59%		3,446.05
5	969,847.14	2.32%		3,136.75
	36,736,814.46	87.96%		

	272,540,000.00	231,540,000.00
	828,585,909.57	192,589,601.40
	1,101,125,909.57	424,129,601.40

()		
	157,500,000.00	108,000,000.00
	45,040,000.00	45,040,000.00
	70,000,000.00	78,500,000.00
	272,540,000.00	231,540,000.00

()				
	67,500,000.00	1		
	45,040,000.00	1		
	112,540,000.00	--	--	--

	820,000,000.00	
	6,166,450.43	191,214,984.68
	1,084,905.66	
	943,466.50	1,361,740.73
	561,775.36	201,961.70
	25,058.80	45,734.79
	828,781,656.75	192,824,421.90

1	1	828,574,640.25
	6	828,440,026.67
	6 -1	134,613.58
1	2	20,000.00
	3	187,016.50
	4 5	50,000.00
	5	137,016.50
		828,781,656.75

		820,000,000.00	6	98.94%	
		6,166,450.43	6	0.74%	
		1,084,905.66	6	0.13%	
		300,000.00	6	0.04%	
		200,000.00	6	0.02%	
	--	827,751,356.09	--	99.87%	

	4,167,834,622.62		4,167,834,622.62	3,726,015,701.19		3,726,015,701.19
	4,167,834,622.62		4,167,834,622.62	3,726,015,701.19		3,726,015,701.19

	()					()	
	162,135,598.40					162,135,598.40	
	418,898,313.03					418,898,313.03	
	3,144,981,789.76					3,144,981,789.76	
		441,809,808.43				441,809,808.43	
		9,113.00				9,113.00	
	3,726,015,701.19	441,818,921.43				4,167,834,622.62	

	363,757,839.43	259,160,659.85	350,351,578.43	261,835,783.17
	71,738,130.71	67,682,220.14	7,772,904.92	7,030,972.78
	435,495,970.14	326,842,879.99	358,124,483.35	268,866,755.95

	160,000,000.00	195,040,000.00
		5,814,031.81
	160,000,000.00	200,854,031.81



	2,066.58	
	121,093,742.08	
	191,780.82	
	-549,671.34	

		/	/
	20.36%	1.06	1.06
	18.03%	0.93	0.93

2019